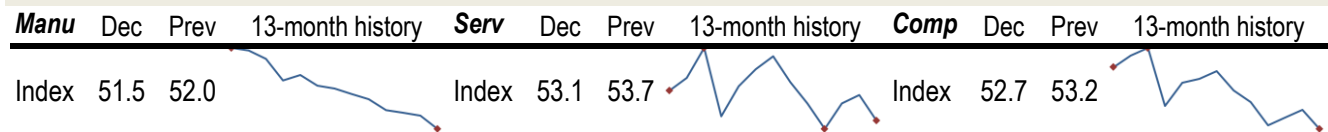


Data Insights: Global PMI

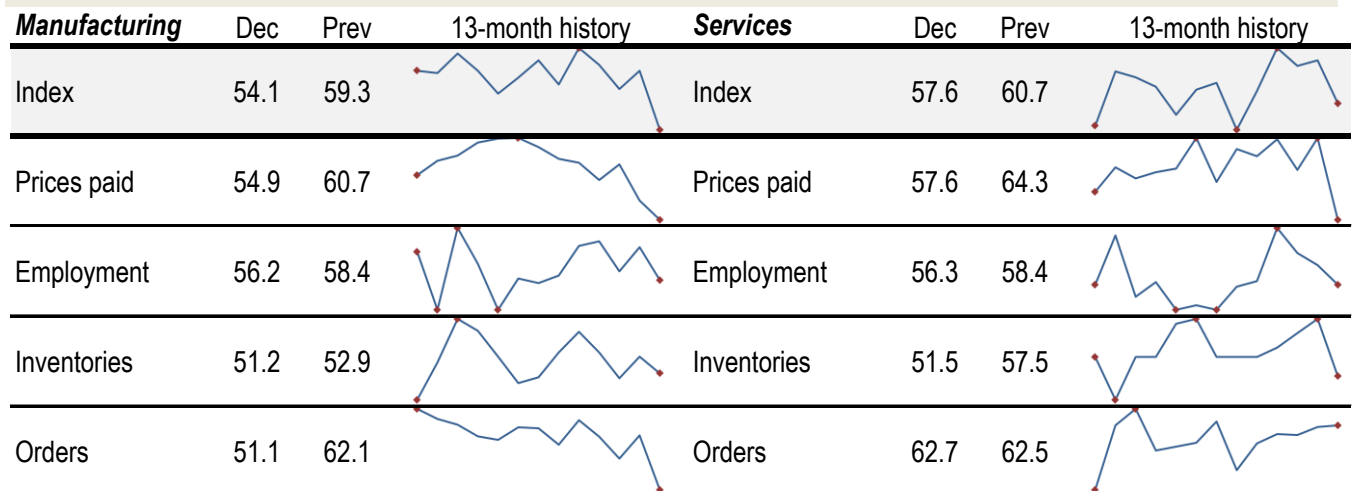
Monday, January 7, 2019

Worldwide aggregate data: at a glance




Source: JPMorgan, TrendMacro calculations

US data: at a glance



Source: Institute of Supply Management, TrendMacro calculations

Japan data: at a glance


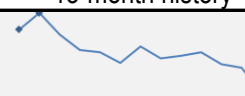
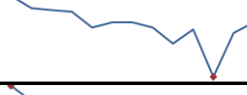

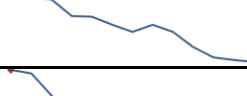

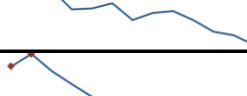


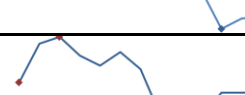
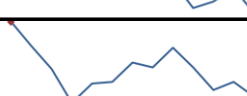

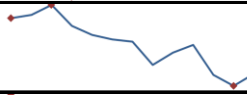

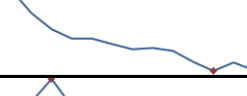
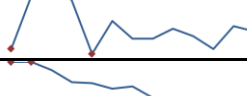
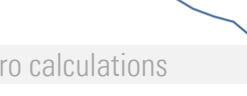
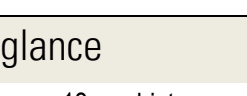


Source: Markit/Nomura, TrendMacro calculations

For more information contact us:

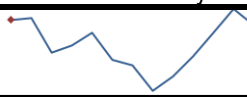
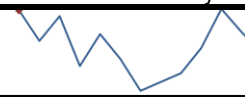
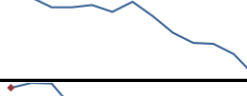

Donald Luskin: 312 273 6766 don@trendmacro.com
 Thomas Demas: 704 552 3625 tdemas@trendmacro.com

Europe data: at a glance

Manufacturing	Last	Prev	13-month history	Services	Last	Prev	13-month history
Eurozone Dec	51.4	51.8		Eurozone Dec	51.2	53.4	
UK Dec	54.2	53.6		UK Dec	51.2	50.4	
Germany Dec	51.5	51.8		Germany Dec	51.8	53.3	
France Dec	49.7	50.8		France Dec	49.0	55.1	
Italy Dec	49.2	48.6		Italy Dec	50.5	50.3	
Spain Dec	51.1	52.6		Spain Dec	54.0	54.0	
Ireland Dec	54.5	55.4		Ireland Dec	56.3	57.1	
Netherlands Dec	57.2	56.1					
Austria Dec	53.9	54.9					
Greece Dec	53.8	54.0					
Czech Rep Dec	49.7	51.8					



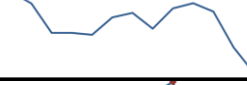
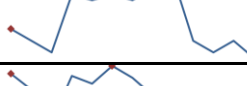



Source: Markit, Various TrendMacro calculations

Eastern Europe data: at a glance

Manufacturing	Last	Prev	13-mo history	Services	Last	Prev	13-mo history
Russia Dec	51.7	52.6		Russia Dec	54.4	55.6	
Poland Dec	47.6	44.2					
Turkey Dec	49.5	44.7					

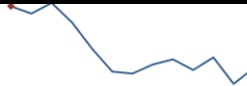
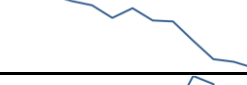
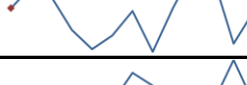

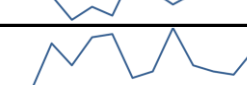

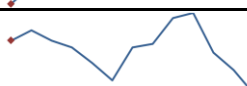
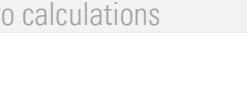
Source: Markit, TrendMacro calculations

China data: at a glance

Manufacturing	Dec	Prev	13-month history	Services	Dec	Prev	13-month history
China	49.4	50.0		China	53.8	53.4	
Prices paid	44.8	50.3					
Employment	48.0	48.3		Employment	48.5	48.7	
Orders	49.7	50.4		Orders	50.4	50.1	


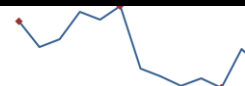
Source: China Federation of Logistics and Purchasing, TrendMacro calculations

Asia data: at a glance

Manufacturing	Last	Prev	13-mo history	Services	Last	Prev	13-mo history
Hong Kong Dec	48.0	47.1					
Taiwan Dec	47.7	48.4					
S. Korea Dec	49.8	48.6					
Vietnam Dec	53.8	56.5					
India Dec	53.2	54		India Dec	53.2	53.7	
Indonesia Dec	51.2	50.4					
Malaysia Dec	46.8	48.2					

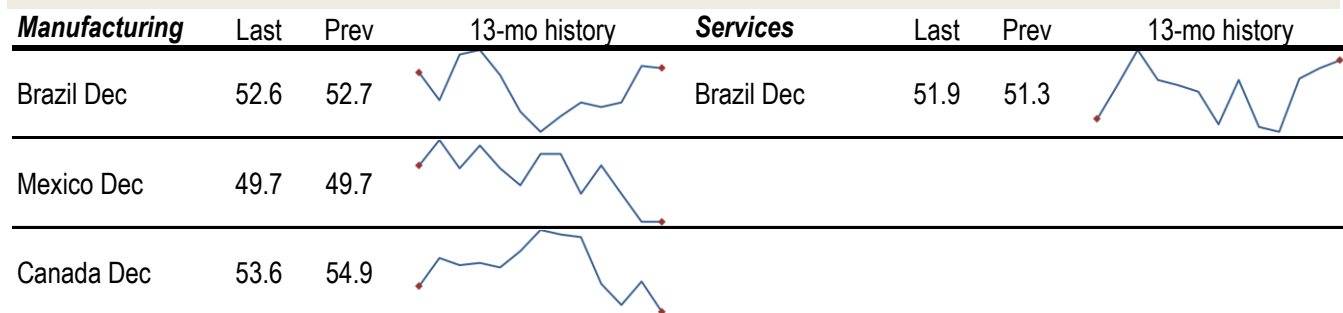
Source: Markit, Nikkei, TrendMacro calculations

Australia data: at a glance

Manufacturing	Dec	Prev	13-month history	Services	Dec	Prev	13-month history
Index	54.0	54.6		Index	52.7	53.7	

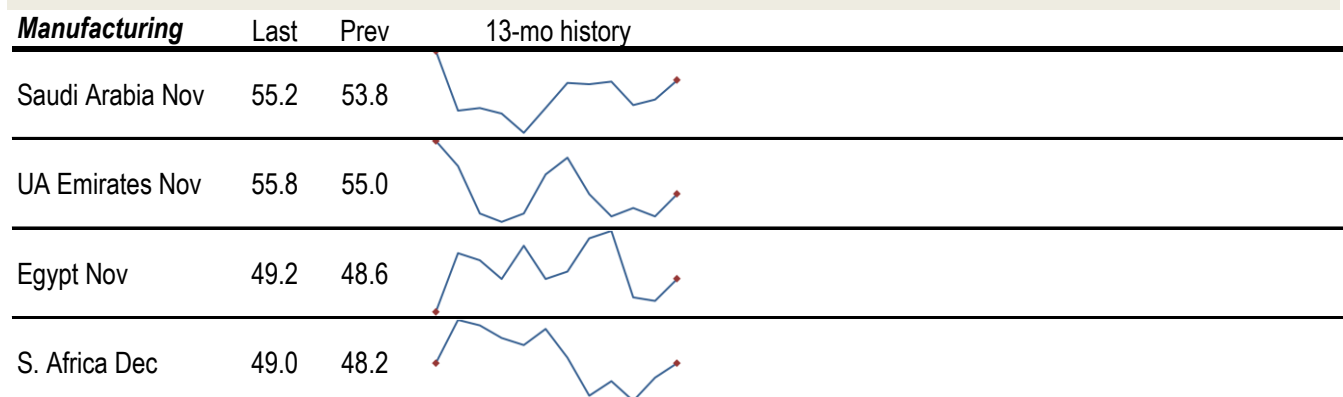
Source: Commonwealth Bank, TrendMacro calculations

Americas data: at a glance



Source: Markit, TrendMacro calculations

Middle East/Africa data: at a glance



Source: Markit, TrendMacro calculations