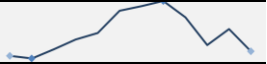




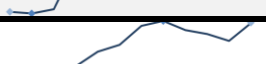
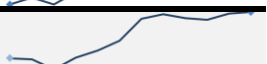





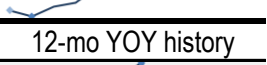





## Data Insights: Unconventional Consumer Price Indices

Wednesday, December 12, 2018

### Today's unconventional CPI data: what you need to know

	12-mo YOY	3-mo ann	1-mo ann	12 / 3 / 1-mo			12-mo YOY history
All items	+2.2%	+1.6%	+0.2%	■	■	■	
Core	+2.2%	+2.1%	+2.5%	■	■	■	
All items NSA	+2.2%	-0.2%	-3.9%	■	■	■	
Core NSA	+2.2%	+1.7%	+0.2%	■	■	■	
PCE deflator Oct	+2.0%	+1.6%	+2.2%	■	■	■	
Core PCE deflator Oct	+1.8%	+1.1%	+1.2%	■	■	■	
Median CPI	+2.8%	+2.9%	+4.1%	■	■	■	
Trimmed mean CPI	+2.2%	+2.2%	+2.3%	■	■	■	
Sticky CPI	+2.5%	+2.3%	+2.4%	■	■	■	
Sticky core CPI	+2.5%	+2.3%	+2.3%	■	■	■	
Flexible CPI	+1.5%	+0.1%	-4.9%	■	■	■	
Flexible core CPI	+0.9%	+0.9%	+4.0%	■	■	■	
Underlying, prices Oct	+2.0%						
Underlying, all Oct	+3.1%						
	YOY change	3-mo	1-mo	12 / 3 / 1-mo			12-mo YOY history
ISM Manu prices paid	-4	-11	-11	■	■	■	
ISM Services prices paid	+4	+2	+3	■	■	■	

Source: BLS, BEA, ISM, Cleveland Fed, Atlanta Fed, New York Fed, TrendMacro calculations

#### For more information contact us:

Donald Luskin: 312 273 6766 [don@trendmacro.com](mailto:don@trendmacro.com)  
 Thomas Demas: 704 552 3625 [tdemas@trendmacro.com](mailto:tdemas@trendmacro.com)