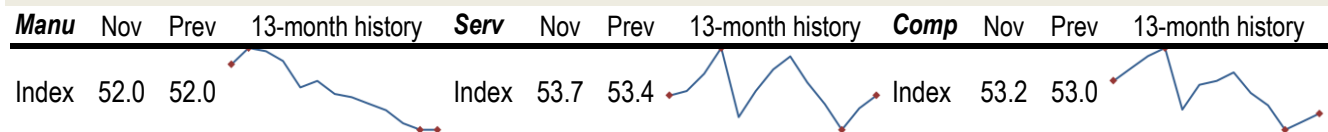


Data Insights: Global PMI

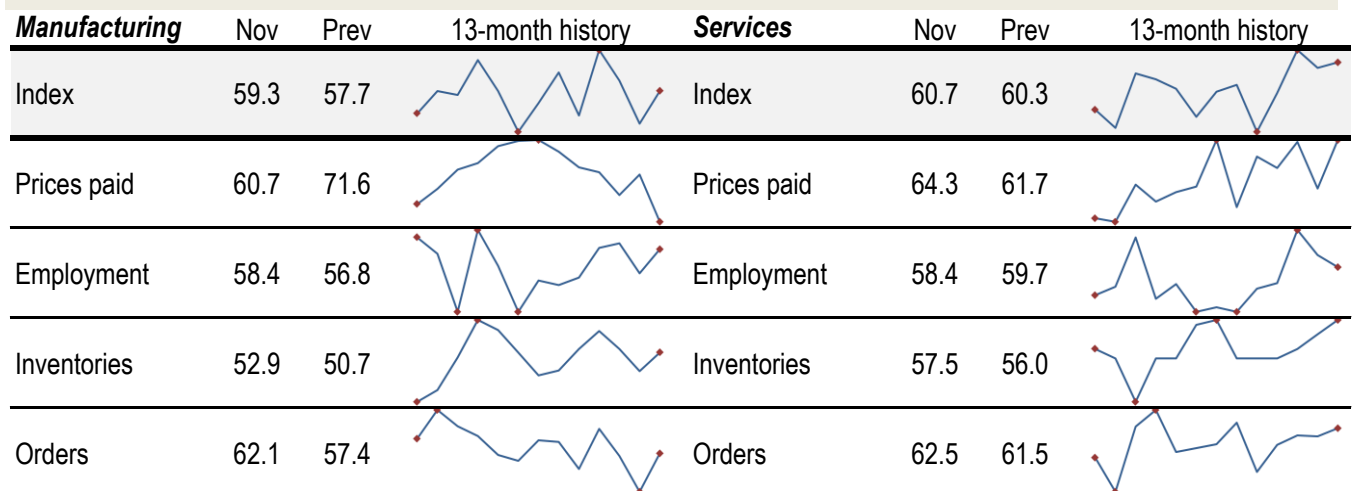
Thursday, December 6, 2018

Worldwide aggregate data: at a glance



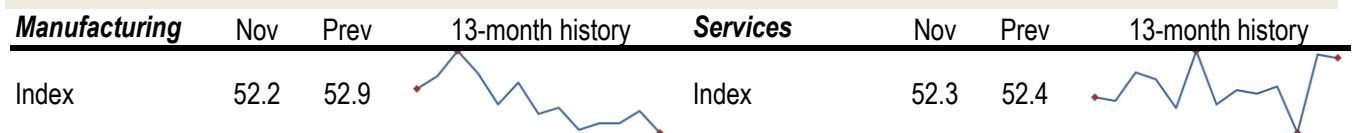
Source: JPMorgan, TrendMacro calculations

US data: at a glance



Source: Institute of Supply Management, TrendMacro calculations

Japan data: at a glance


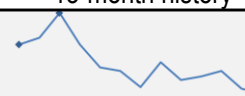
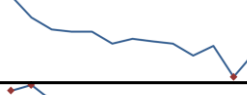

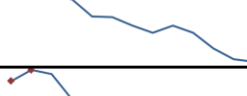
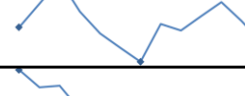

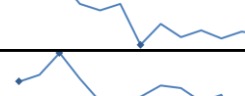
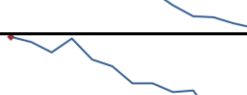
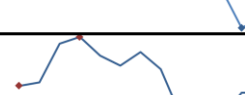
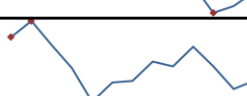
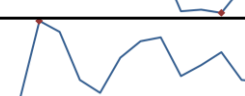
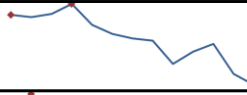

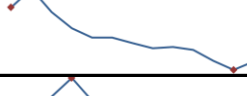

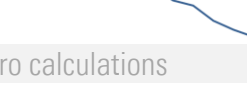
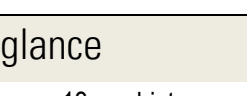


Source: Markit/Nomura, TrendMacro calculations

For more information contact us:

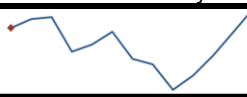
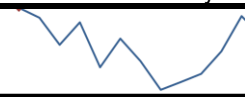
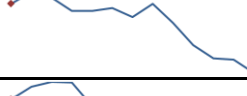

Donald Luskin: 312 273 6766 don@trendmacro.com
 Thomas Demas: 704 552 3625 tdemas@trendmacro.com

Europe data: at a glance

Manufacturing	Last	Prev	13-month history	Services	Last	Prev	13-month history
Eurozone Nov	51.8	52.0		Eurozone Nov	53.4	53.7	
UK Nov	53.1	51.1		UK Nov	50.4	52.2	
Germany Nov	51.8	52.2		Germany Nov	53.3	54.7	
France Nov	50.8	51.2		France Nov	55.1	55.3	
Italy Nov	48.6	49.2		Italy Nov	50.3	49.2	
Spain Nov	52.6	51.8		Spain Nov	54.0	54.0	
Ireland Nov	55.4	54.9		Ireland Nov	57.1	57.2	
Netherlands Nov	56.1	57.1					
Austria Nov	54.9	53.8					
Greece Nov	54.0	53.1					
Czech Rep Nov	51.8	52.5					


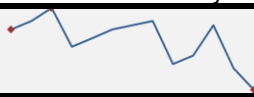
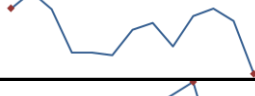




Source: Markit, Various TrendMacro calculations

Eastern Europe data: at a glance

Manufacturing	Last	Prev	13-mo history	Services	Last	Prev	13-mo history
Russia Nov	52.6	51.3		Russia Nov	55.6	56.9	
Poland Nov	49.5	44.7					
Turkey Nov	50.4	44.3					

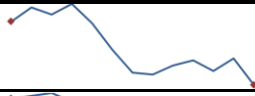
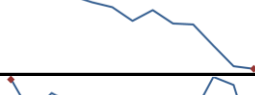
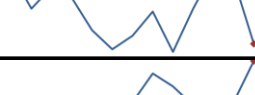

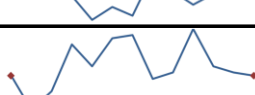
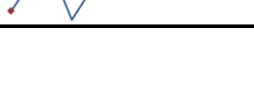


Source: Markit, TrendMacro calculations

China data: at a glance

Manufacturing	Nov	Prev	13-month history	Services	Nov	Prev	13-month history
China	50.0	50.2		China	53.4	53.9	
Prices paid	50.3	58.0					
Employment	48.3	48.1		Employment	48.7	48.9	
Orders	50.4	50.8		Orders	50.1	50.1	


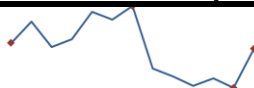
Source: China Federation of Logistics and Purchasing, TrendMacro calculations

Asia data: at a glance

Manufacturing	Last	Prev	13-mo history	Services	Last	Prev	13-mo history
Hong Kong Nov	47.1	48.6					
Taiwan Nov	48.4	48.7					
S. Korea Nov	48.6	51.0					
Vietnam Nov	56.5	53.9					
India Nov	54	53.1		India Nov	53.7	52.2	
Indonesia Nov	50.4	50.5					
Malaysia Nov	48.2	49.2					


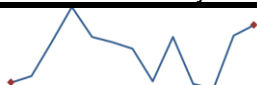


Source: Markit, Nikkei, TrendMacro calculations

Australia data: at a glance

Manufacturing	Nov	Prev	13-month history	Services	Nov	Prev	13-month history
Index	54.6	54.5		Index	53.7	51.7	


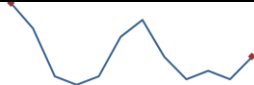


Source: Commonwealth Bank, TrendMacro calculations

Americas data: at a glance

Manufacturing	Last	Prev	13-mo history	Services	Last	Prev	13-mo history
Brazil Nov	52.7	51.1		Brazil Nov	51.3	50.5	
Mexico Nov	49.7	50.7					
Canada Nov	54.9	53.9					

Source: Markit, TrendMacro calculations

Middle East/Africa data: at a glance

Manufacturing	Last	Prev	13-mo history
Saudi Arabia Nov	55.2	53.8	
UA Emirates Nov	55.8	55.0	
Egypt Nov	49.2	48.6	
S. Africa Nov	48.2	46.9	

Source: Markit, TrendMacro calculations