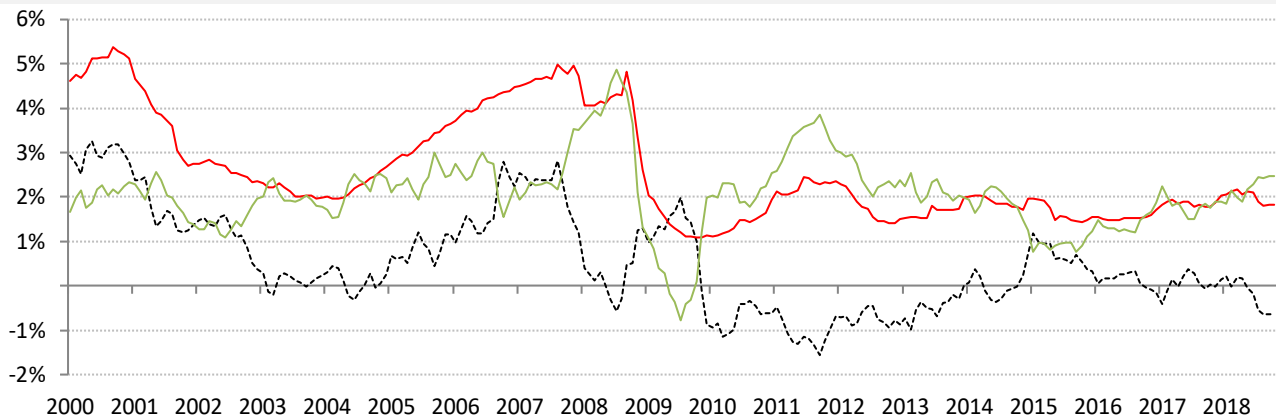


## Data Insights: Global Real Rates and Long-term Yields

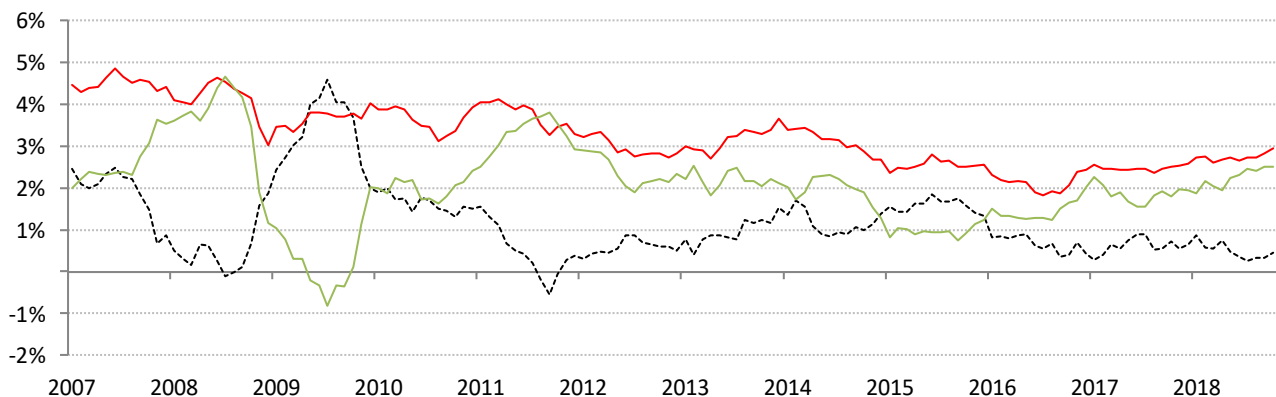
Monday, October 8, 2018

### The world-wide average inflation-adjusted cost of debt

US, Euro Area, Japan, UK, Brazil, India and China rates and yields weighted by nominal GDP at official USD  
 (For 10-year, Euro Area is capital-key weighted average of DE, FR, IT, ES, ND, BE)



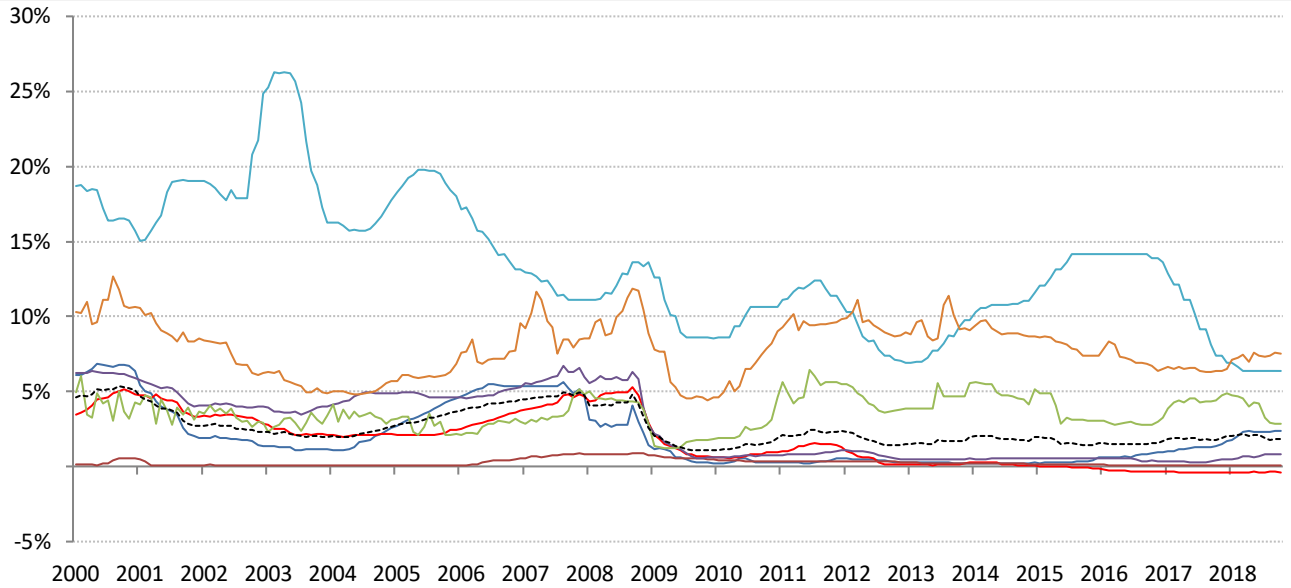
	Global	US	Euro Area	Japan	UK	Brazil	India	China
<b>Nom 90-day interbank</b>	<b>1.83%</b>	2.41%	-0.36%	0.07%	0.80%	6.40%	7.55%	2.84%
less	<b>CPI 2.47%</b>	2.70%	2.10%	1.30%	2.70%	3.97%	5.61%	2.30%
<b>equals</b>	<b>Real rate -0.64%</b>	-0.29%	-2.46%	-1.23%	-1.90%	2.43%	1.94%	0.54%



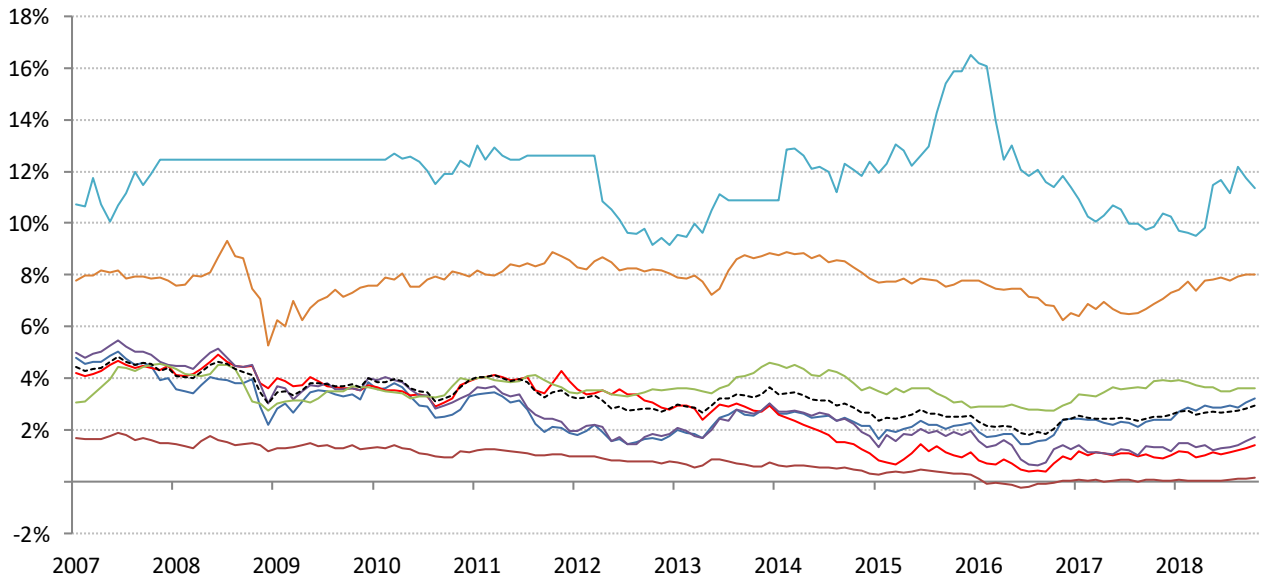
	0	US	Euro Area	Japan	UK	Brazil	India	China
<b>Nominal 10yr govt yield</b>	<b>2.93%</b>	3.23%	1.43%	0.16%	1.72%	11.34%	8.03%	3.63%
less	<b>CPI 2.47%</b>	2.70%	2.10%	1.30%	2.70%	3.97%	5.61%	2.30%
<b>equals</b>	<b>Real yield 0.44%</b>	0.53%	-0.77%	-1.15%	-0.98%	7.37%	2.42%	1.33%

Source: Respective data bureaus, TrendMacro calculations

# Nominal rates and yields



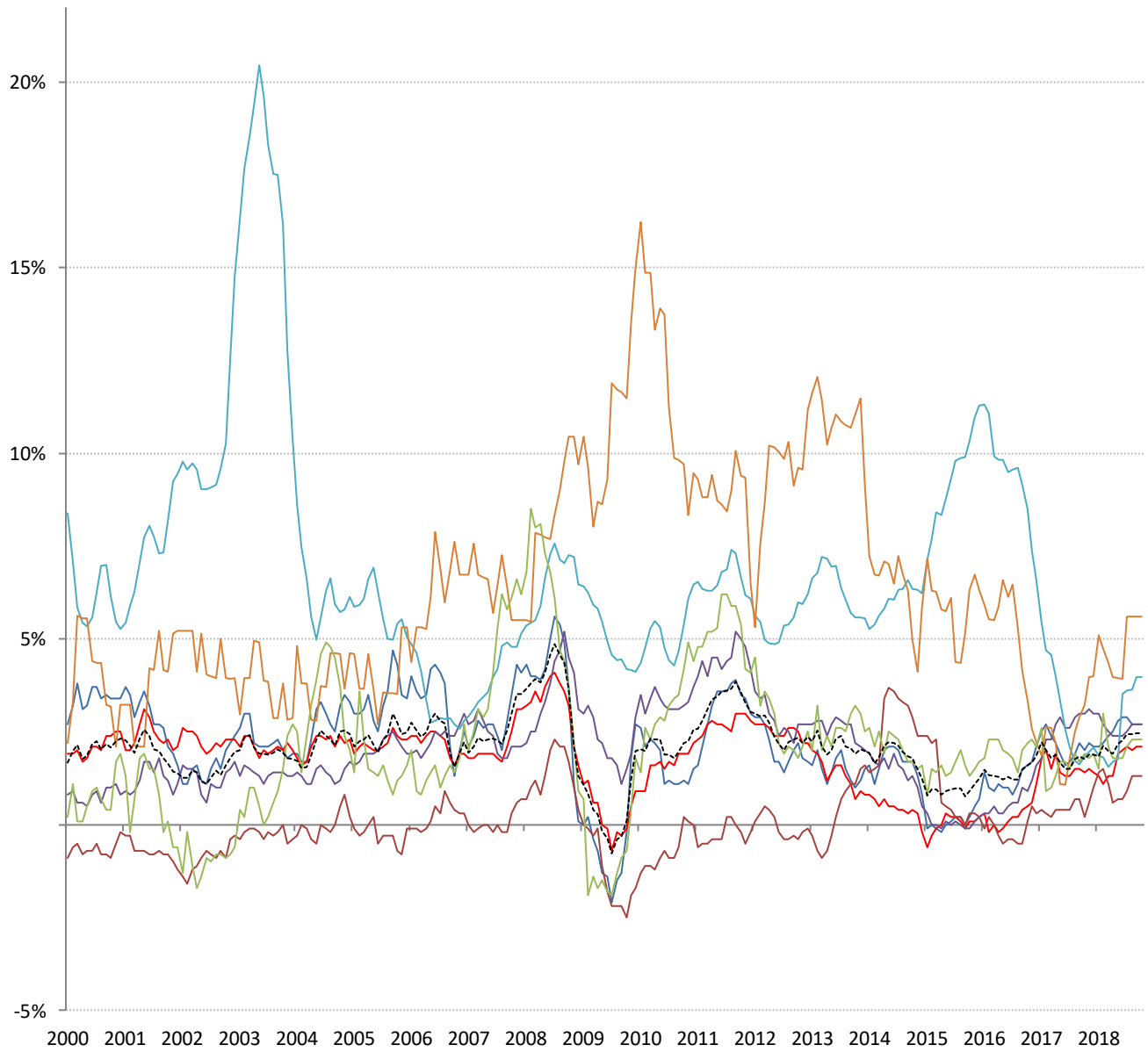
	Global	US	Euro Area	Japan	UK	Brazil	India	China
<b>Nom 90-day interbank</b>	1.83%	2.41%	-0.36%	0.07%	0.80%	6.40%	7.55%	2.84%



	Global	US	Euro Area	Japan	UK	Brazil	India	China
<b>Nominal 10yr govt yield</b>	2.93%	3.23%	1.43%	0.16%	1.72%	11.34%	8.03%	3.63%

Source: Bloomberg, TrendMacro calculations

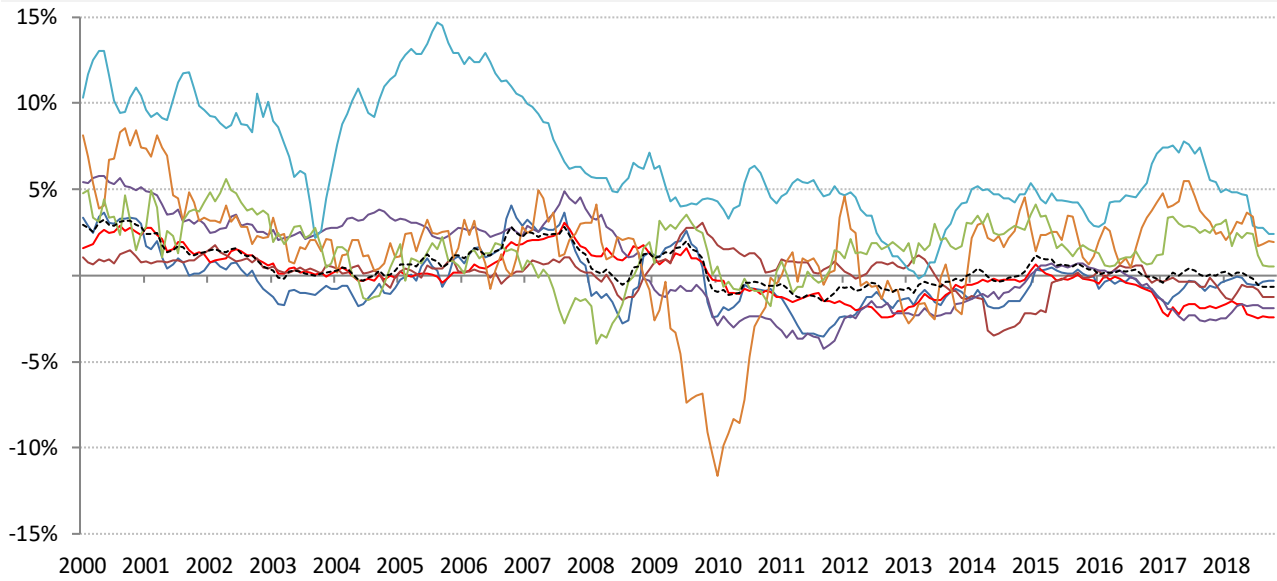
# Inflation: Year-over-year change in headline consumer prices



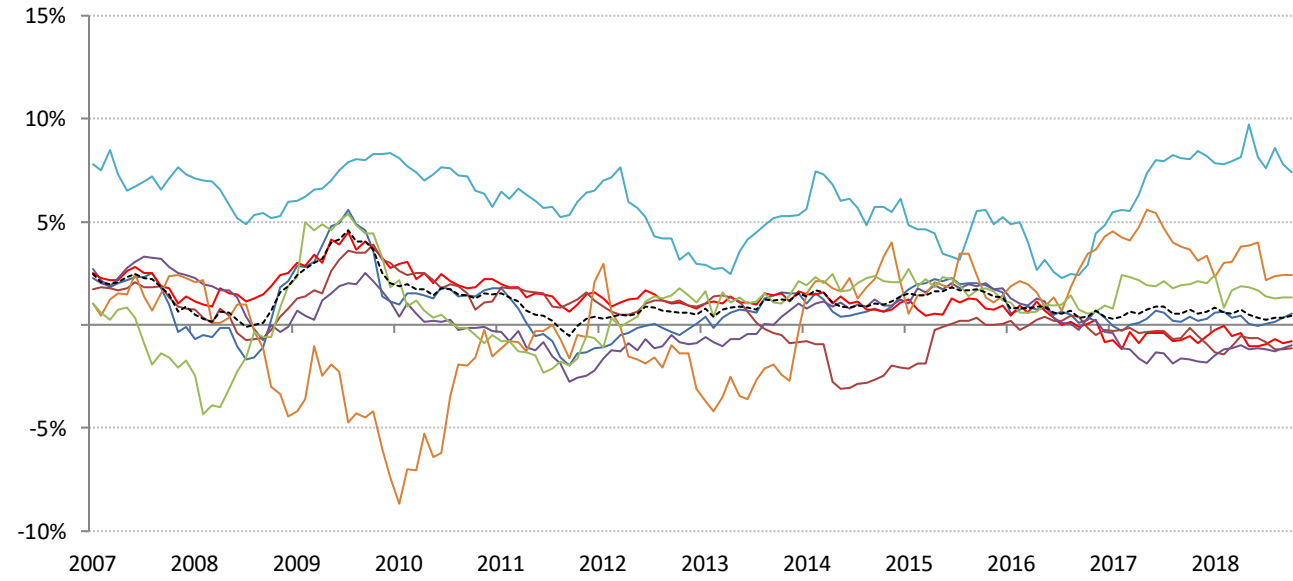
	Global	US	Euro Area	Japan	UK	Brazil	India	China
CPI	2.47%	2.70%	2.10%	1.30%	2.70%	3.97%	5.61%	2.30%

Source: Respective data bureaus, TrendMacro calculations

# Real rates and yields: nominal minus YOY headline CPI change



	Global	US	Euro Area	Japan	UK	Brazil	India	China
<b>Real rates</b>	-0.64%	-0.29%	-2.46%	-1.23%	-1.90%	2.43%	1.94%	0.54%



	Global	US	Euro Area	Japan	UK	Brazil	India	China
<b>Real yields</b>	0.44%	0.53%	-0.77%	-1.15%	-0.98%	7.37%	2.42%	1.33%

Source: Bloomberg, respective data bureaus, TrendMacro calculations