


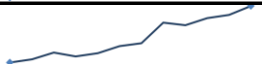


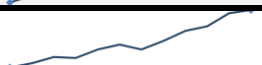







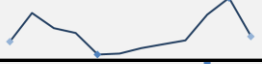



Data Insights: Unconventional Consumer Price Indices

Friday, August 10, 2018

Today's unconventional CPI data: what you need to know

	12-mo YOY	3-mo ann	1-mo ann	12 / 3 / 1-mo			12-mo YOY history
All items	+2.9%	+2.1%	+2.1%	■	■	■	
Core	+2.4%	+2.3%	+3.0%	■	■	■	
All items NSA	+2.9%	+2.4%	+0.1%	■	■	■	
Core NSA	+2.4%	+1.3%	+0.8%	■	■	■	
PCE deflator Jun	+2.2%	+2.1%	+1.2%	■	■	■	
Core PCE deflator Jun	+1.9%	+1.8%	+1.3%	■	■	■	
Median CPI	+2.8%	+2.8%	+2.7%	■	■	■	
Trimmed mean CPI	+2.2%	+2.4%	+2.3%	■	■	■	
Sticky CPI	+2.5%	+2.5%	+2.5%	■	■	■	
Sticky core CPI	+2.5%	+2.5%	+2.7%	■	■	■	
Flexible CPI	+4.1%	+1.0%	+1.0%	■	■	■	
Flexible core CPI	+1.1%	+1.6%	+5.2%	■	■	■	
Underlying, prices Jun	+2.3%						
Underlying, all Jun	+3.3%						
	YOY change	3-mo	1-mo	12 / 3 / 1-mo			12-mo YOY history
ISM Manu prices paid	+12	-6	-4	■	■	■	
ISM Services prices paid	+7	+2	+3	■	■	■	

Source: BLS, BEA, ISM, Cleveland Fed, Atlanta Fed, New York Fed, TrendMacro calculations

For more information contact us:

Donald Luskin: 312 273 6766 don@trendmacro.com
Thomas Demas: 704 552 3625 tdemas@trendmacro.com