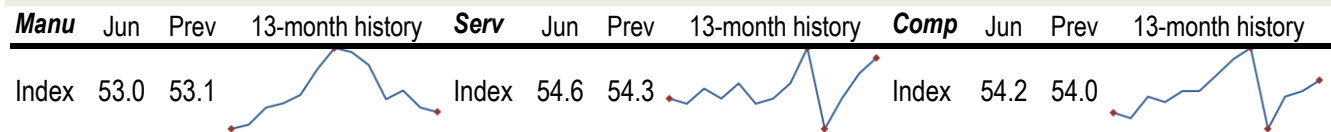


Data Insights: Global PMI

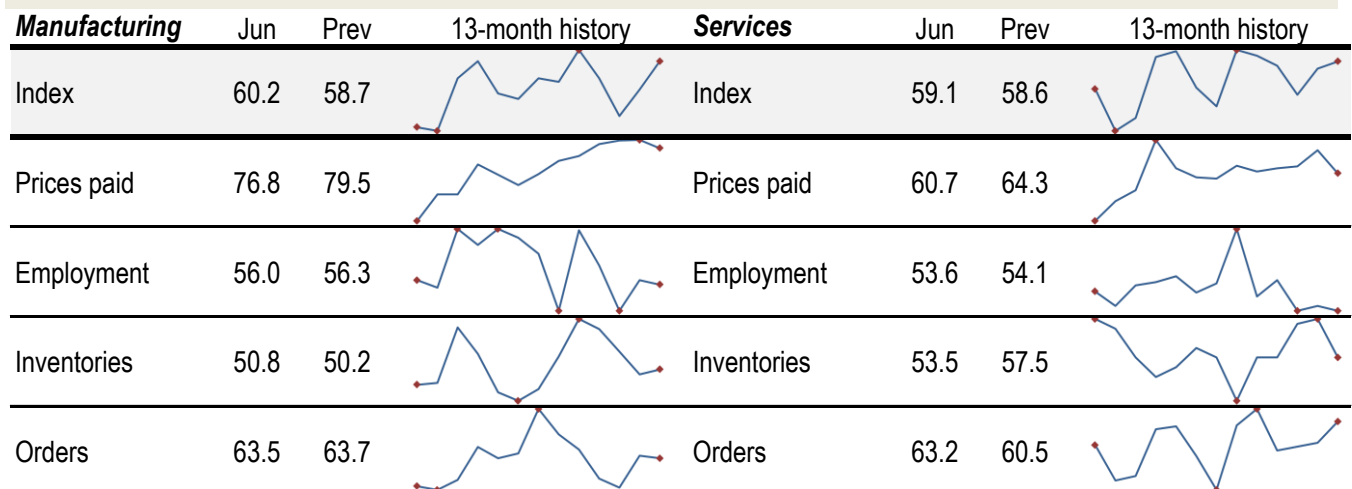
Thursday, July 5, 2018

Worldwide aggregate data: at a glance



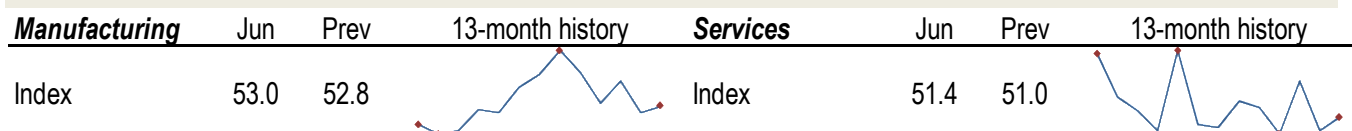
Source: JPMorgan, TrendMacro calculations

US data: at a glance



Source: Institute of Supply Management, TrendMacro calculations

Japan data: at a glance



Source: Markit/Nomura, TrendMacro calculations

For more information contact us:

Donald Luskin: 312 273 6766 don@trendmacro.com
 Thomas Demas: 704 552 3625 tdemas@trendmacro.com

Europe data: at a glance

Manufacturing	Last	Prev	13-month history	Services	Last	Prev	13-month history
Eurozone Jun	54.9	55.5		Eurozone Jun	55.2	53.8	
UK Jun	54.4	54.3		UK Jun	55.1	54.0	
Germany Jun	55.9	56.9		Germany Jun	54.5	52.1	
France Jun	52.5	54.4		France Jun	55.9	54.3	
Italy Jun	53.3	52.7		Italy Jun	54.3	53.1	
Spain Jun	53.4	53.4		Spain Jun	55.4	56.4	
Ireland Jun	56.6	55.4		Ireland Jun	59.5	59.3	
Netherlands Jun	60.1	60.3					
Austria Jun	56.6	57.3					
Greece Jun	53.5	54.2					
Czech Rep Jun	56.8	56.5					

Source: Markit, Various TrendMacro calculations

Eastern Europe data: at a glance

Manufacturing	Last	Prev	13-mo history	Services	Last	Prev	13-mo history
Russia Jun	49.5	49.8		Russia Jun	52.3	54.1	
Poland Jun	54.2	46.8					
Turkey Jun	53.3	46.4					

Source: Markit, TrendMacro calculations

China data: at a glance

Manufacturing	Jun	Prev	13-month history	Services	Jun	Prev	13-month history
China	51.5	51.9		China	55.0	54.9	
Prices paid	57.7	56.7					
Employment	49.0	49.1		Employment	48.9	49.2	
Orders	53.2	53.8		Orders	50.6	51.0	

Source: China Federation of Logistics and Purchasing, TrendMacro calculations

Asia data: at a glance

Manufacturing	Last	Prev	13-mo history	Services	Last	Prev	13-mo history
Hong Kong Jun	47.7	47.8					
Taiwan Jun	54.5	53.4					
S. Korea Jun	49.8	48.9					
Vietnam Jun	55.7	53.9					
India Jun	53.1	51.2		India Jun	52.6	49.6	
Indonesia Jun	50.3	51.7					
Malaysia Jun	49.5	47.6					

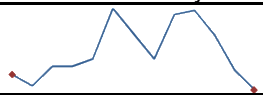
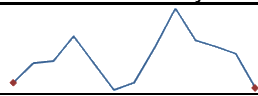


Source: Markit, Nikkei, TrendMacro calculations

Australia data: at a glance

Manufacturing	Jun	Prev	13-month history	Services	Jun	Prev	13-month history
Index	55.0	53.2		Index	52.7	55.9	

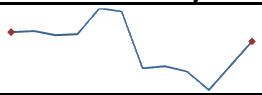
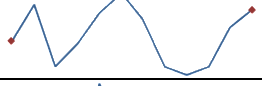


Source: Commonwealth Bank, TrendMacro calculations

Americas data: at a glance

Manufacturing	Last	Prev	13-mo history	Services	Last	Prev	13-mo history
Brazil Jun	49.8	50.7		Brazil Jun	47.0	49.5	
Mexico Jun	52.1	51.0					
Canada Jun	57.1	56.2					

Source: Markit, TrendMacro calculations

Middle East/Africa data: at a glance

Manufacturing	Last	Prev	13-mo history
Saudi Arabia Jun	55.0	53.2	
UA Emirates Jun	57.1	56.5	
Egypt Jun	49.4	49.2	
S. Africa Jun	50.9	50.0	

Source: Markit, TrendMacro calculations