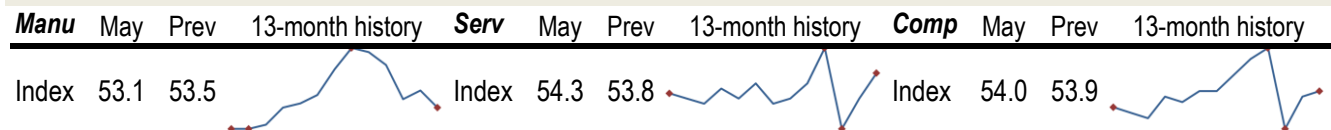


Data Insights: Global PMI

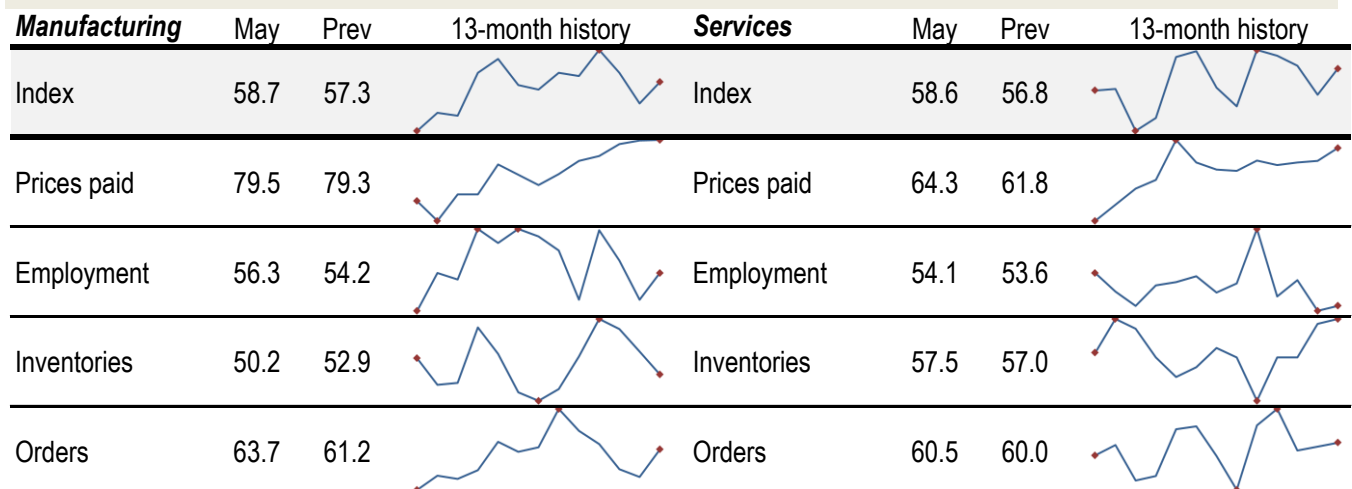
Tuesday, June 5, 2018

Worldwide aggregate data: at a glance




Source: JPMorgan, TrendMacro calculations

US data: at a glance



Source: Institute of Supply Management, TrendMacro calculations

Japan data: at a glance



Source: Markit/Nomura, TrendMacro calculations

For more information contact us:

Donald Luskin: 312 273 6766 don@trendmacro.com
 Thomas Demas: 704 552 3625 tdemas@trendmacro.com

Europe data: at a glance

Manufacturing	Last	Prev	13-month history	Services	Last	Prev	13-month history
Eurozone May	55.5	56.2		Eurozone May	53.8	54.7	
UK May	54.4	53.9		UK May	54.0	52.8	
Germany May	56.9	58.1		Germany May	52.1	53.0	
France May	54.4	53.8		France May	54.3	57.4	
Italy May	52.7	53.5		Italy May	53.1	52.6	
Spain May	53.4	54.4		Spain May	56.4	55.6	
Ireland May	55.4	55.3		Ireland Apr	58.4	56.5	
Netherlands May	60.3	60.7					
Austria May	57.3	58.0					
Greece May	54.2	52.9					
Czech Rep May	56.5	57.2					



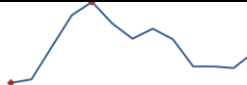
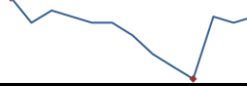



Source: Markit, Various TrendMacro calculations

Eastern Europe data: at a glance

Manufacturing	Last	Prev	13-mo history	Services	Last	Prev	13-mo history
Russia May	49.8	51.3		Russia May	54.1	55.5	
Poland May	53.3	46.4					
Turkey May	53.9	48.9					

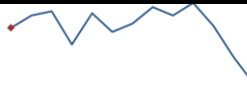


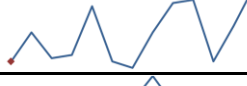




Source: Markit, TrendMacro calculations

China data: at a glance

Manufacturing	May	Prev	13-month history	Services	May	Prev	13-month history
China	51.9	51.4		China	54.9	54.8	
Prices paid	56.7	53.0					
Employment	49.1	49.0		Employment	49.2	49.0	
Orders	53.8	52.9		Orders	51.0	51.1	

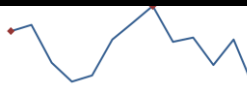

Source: China Federation of Logistics and Purchasing, TrendMacro calculations

Asia data: at a glance

Manufacturing	Last	Prev	13-mo history	Services	Last	Prev	13-mo history
Hong Kong May	47.8	49.1					
Taiwan May	53.4	54.8					
S. Korea May	48.9	48.4					
Vietnam May	53.9	52.7					
India May	51.2	51.6		India May	49.6	51.4	
Indonesia May	51.7	51.6					
Malaysia May	47.6	48.6					

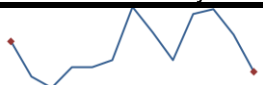



Source: Markit, Nikkei, TrendMacro calculations

Australia data: at a glance

Manufacturing	May	Prev	13-month history	Services	May	Prev	13-month history
Index	53.2	55.5		Index	55.9	55.2	

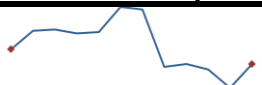
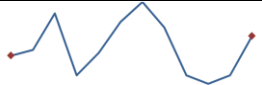


Source: Commonwealth Bank, TrendMacro calculations

Americas data: at a glance

Manufacturing	Last	Prev	13-mo history	Services	Last	Prev	13-mo history
Brazil May	50.7	52.3		Brazil May	49.5	50.0	
Mexico May	51.0	51.6					
Canada May	56.2	55.5					

Source: Markit, TrendMacro calculations

Middle East/Africa data: at a glance

Manufacturing	Last	Prev	13-mo history
Saudi Arabia May	53.2	51.4	
UA Emirates May	56.5	55.1	
Egypt May	49.2	50.1	
S. Africa May	50.0	50.4	

Source: Markit, TrendMacro calculations