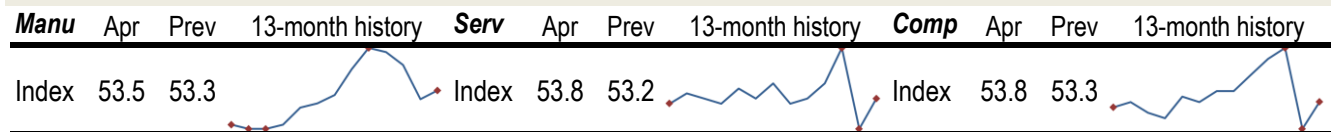


Data Insights: Global PMI

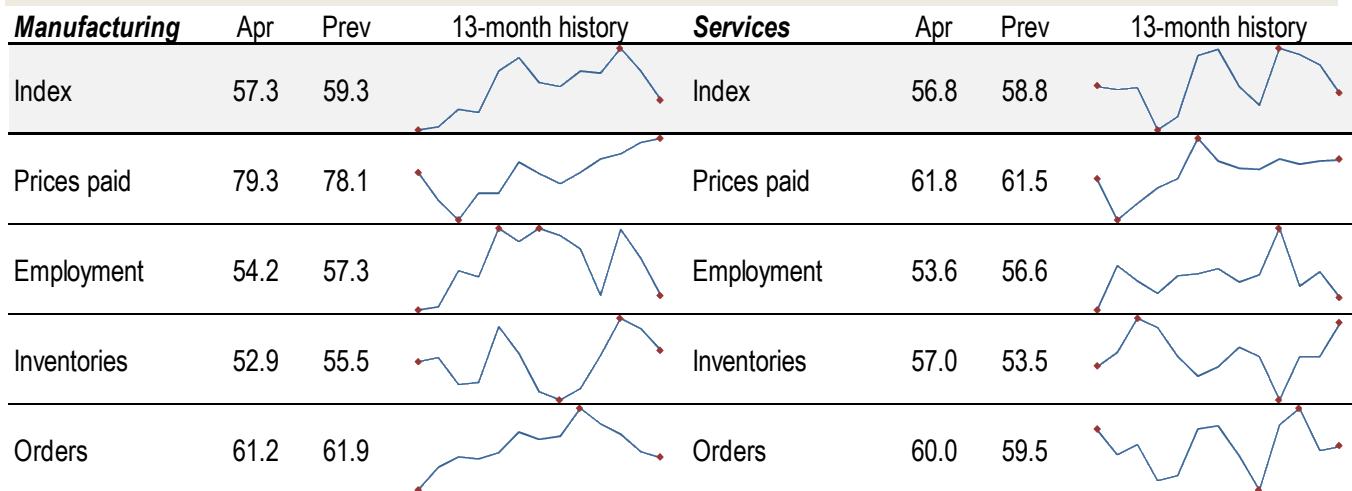
Thursday, May 3, 2018

Worldwide aggregate data: at a glance



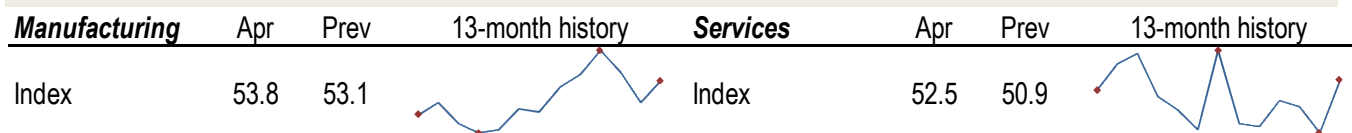
Source: JPMorgan, TrendMacro calculations

US data: at a glance



Source: Institute of Supply Management, TrendMacro calculations

Japan data: at a glance



Source: Markit/Nomura, TrendMacro calculations

For more information contact us:

Donald Luskin: 312 273 6766 don@trendmacro.com
 Thomas Demas: 704 552 3625 tdemas@trendmacro.com

Europe data: at a glance

Manufacturing	Last	Prev	13-month history	Services	Last	Prev	13-month history
Eurozone Apr	56.2	56.6		Eurozone Apr	54.7	54.9	
UK Apr	53.9	54.9		UK Apr	52.8	51.7	
Germany Apr	58.1	58.2		Germany Apr	53.0	53.9	
France Apr	53.8	53.7		France Apr	57.4	56.9	
Italy Apr	53.5	55.1		Italy Apr	52.6	52.6	
Spain Apr	54.4	54.8		Spain Apr	55.6	56.2	
Ireland Apr	55.3	54.1		Ireland Apr	58.4	56.5	
Netherlands Apr	60.7	61.5					
Austria Apr	58.0	58.0					
Greece Apr	52.9	55.0					
Czech Rep Apr	57.2	57.3					

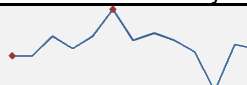
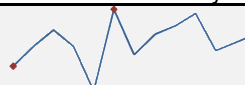
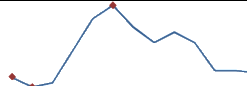
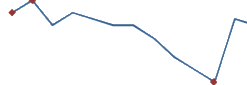



Source: Markit, Various TrendMacro calculations

Eastern Europe data: at a glance

Manufacturing	Last	Prev	13-mo history	Services	Last	Prev	13-mo history
Russia Apr	51.3	50.6		Russia Mar	53.7	56.5	
Poland Apr	53.9	48.9					
Turkey Apr	53.7	51.8					

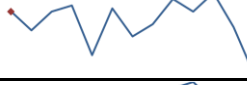


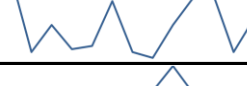



Source: Markit, TrendMacro calculations

China data: at a glance

Manufacturing	Apr	Prev	13-month history	Services	Apr	Prev	13-month history
China	51.4	51.5		China	54.8	54.6	
Prices paid	53.0	53.4					
Employment	49.0	49.1		Employment	49.0	49.2	
Orders	52.9	53.3		Orders	51.1	50.1	


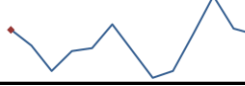
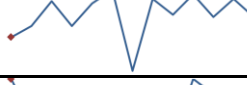

Source: China Federation of Logistics and Purchasing, TrendMacro calculations

Asia data: at a glance

Manufacturing	Last	Prev	13-mo history	Services	Last	Prev	13-mo history
Hong Kong Apr	49.1	50.6					
Taiwan Apr	54.8	55.3					
S. Korea Apr	48.4	49.1					
Vietnam Apr	52.7	51.6					
India Apr	51.6	51		India Apr	51.4	50.3	
Indonesia Apr	51.6	50.7					

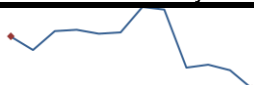



Source: Markit, TrendMacro calculations

Americas data: at a glance

Manufacturing	Last	Prev	13-mo history	Services	Last	Prev	13-mo history
Brazil Apr	52.3	53.4		Brazil Apr	50.0	50.4	
Mexico Apr	51.6	52.4					
Canada Apr	55.5	55.7					

Source: Markit, TrendMacro calculations

Middle East/Africa data: at a glance

Manufacturing	Last	Prev	13-mo history
Saudi Arabia Apr	51.4	52.8	
UA Emirates Apr	55.1	54.8	
Egypt Apr	50.1	49.2	
S. Africa Apr	50.4	51.1	

Source: Markit, TrendMacro calculations