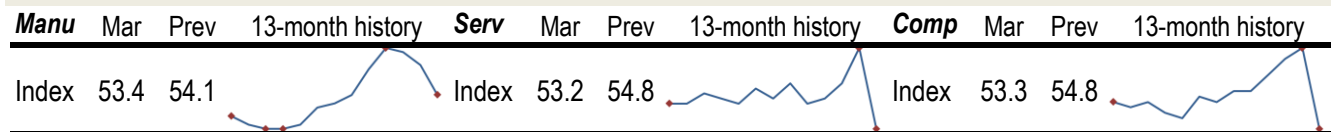


Data Insights: Global PMI

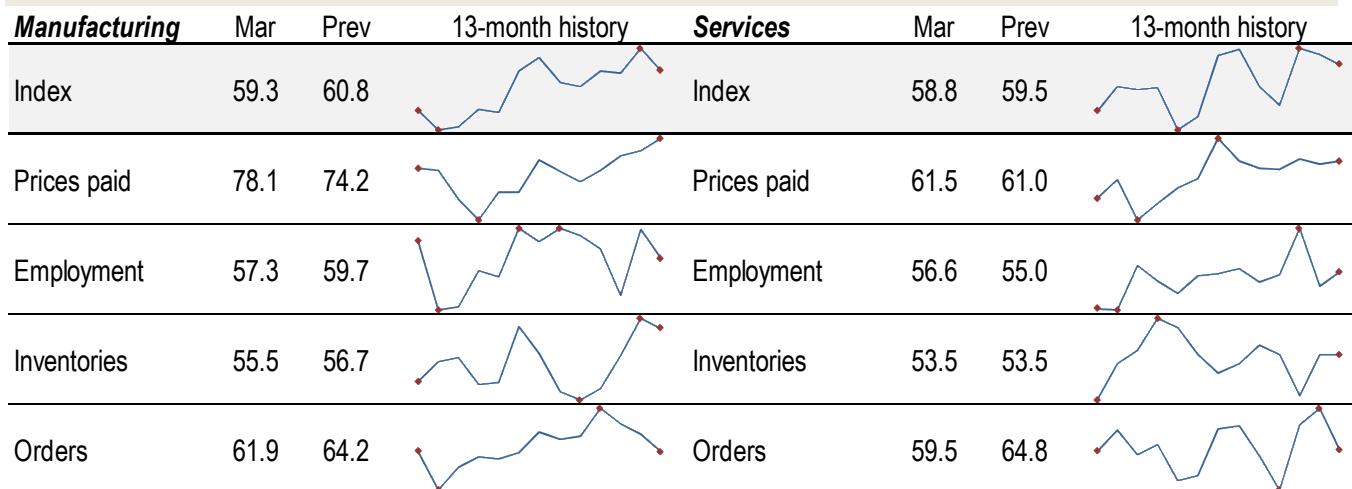
Wednesday, April 4, 2018

Worldwide aggregate data: at a glance



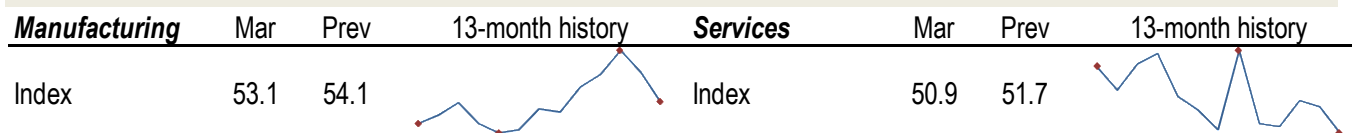
Source: JPMorgan, TrendMacro calculations

US data: at a glance



Source: Institute of Supply Management, TrendMacro calculations

Japan data: at a glance



Source: Markit/Nomura, TrendMacro calculations

For more information contact us:

Donald Luskin: 312 273 6766 don@trendmacro.com
 Thomas Demas: 704 552 3625 tdemas@trendmacro.com

Europe data: at a glance

Manufacturing	Last	Prev	13-month history	Services	Last	Prev	13-month history
Eurozone Mar	56.6	58.6		Eurozone Mar	54.9	56.2	
UK Mar	55.1	55.0		UK Mar	51.7	54.5	
Germany Mar	58.2	60.6		Germany Mar	53.9	55.3	
France Mar	53.7	55.9		France Mar	56.9	57.4	
Italy Mar	55.1	56.8		Italy Mar	52.6	55.0	
Spain Mar	54.8	56.0		Spain Mar	56.2	57.3	
Ireland Mar	54.1	56.2		Ireland Mar	56.5	57.2	
Netherlands Mar	61.5	63.4					
Austria Mar	58.0	59.2					
Greece Mar	55.0	56.1					
Czech Rep Mar	57.3	58.8					

Source: Markit, Various TrendMacro calculations

Eastern Europe data: at a glance

Manufacturing	Last	Prev	13-mo history	Services	Last	Prev	13-mo history
Russia Mar	50.6	50.2		Russia Mar	53.7	56.5	
Poland Mar	53.7	51.8					
Turkey Mar	53.7	55.6					

Source: Markit, TrendMacro calculations

China data: at a glance

Manufacturing	Mar	Prev	13-month history	Services	Mar	Prev	13-month history
China	51.5	50.3		China	54.6	54.4	
Prices paid	53.4	53.4					
Employment	49.1	48.1		Employment	49.2	49.6	
Orders	53.3	51.0		Orders	50.1	50.5	

Source: China Federation of Logistics and Purchasing, TrendMacro calculations

Asia data: at a glance

Manufacturing	Last	Prev	13-mo history	Services	Last	Prev	13-mo history
Hong Kong Feb	51.7	51.1					
Taiwan Mar	55.3	56.0					
S. Korea Mar	49.1	50.3					
Vietnam Mar	51.6	53.5					
India Mar	51	52.1		India Mar	50.3	47.8	
Indonesia Mar	50.7	51.4					

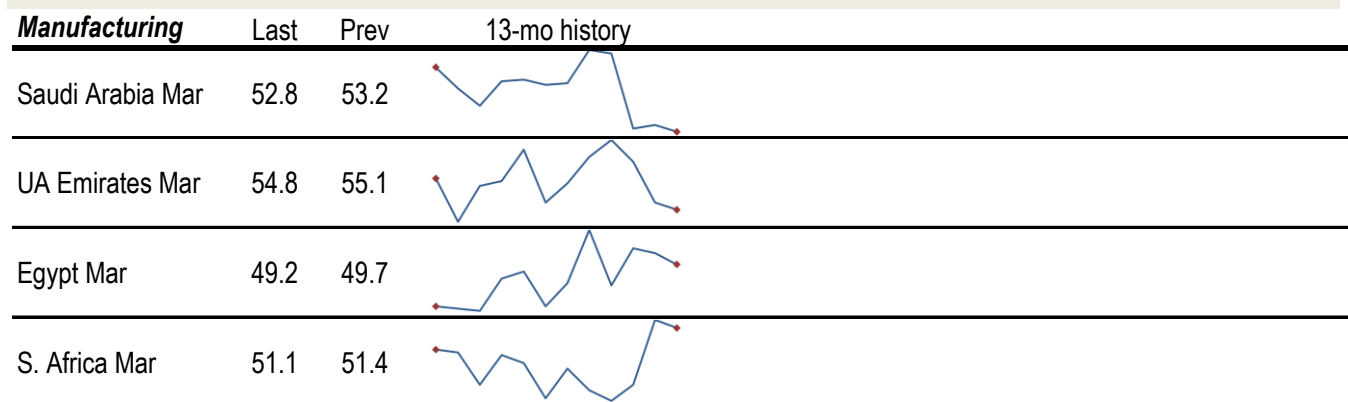
Source: Markit, TrendMacro calculations

Americas data: at a glance

Manufacturing	Last	Prev	13-mo history	Services	Last	Prev	13-mo history
Brazil Mar	53.4	53.2		Brazil Mar	50.4	52.7	
Mexico Mar	52.4	51.6					
Canada Mar	55.7	55.6					

Source: Markit, TrendMacro calculations

Middle East/Africa data: at a glance



Source: Markit, TrendMacro calculations