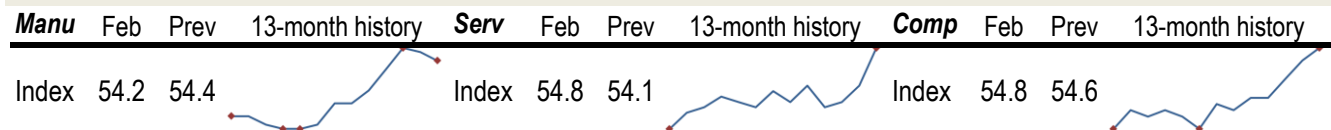


Data Insights: Global PMI

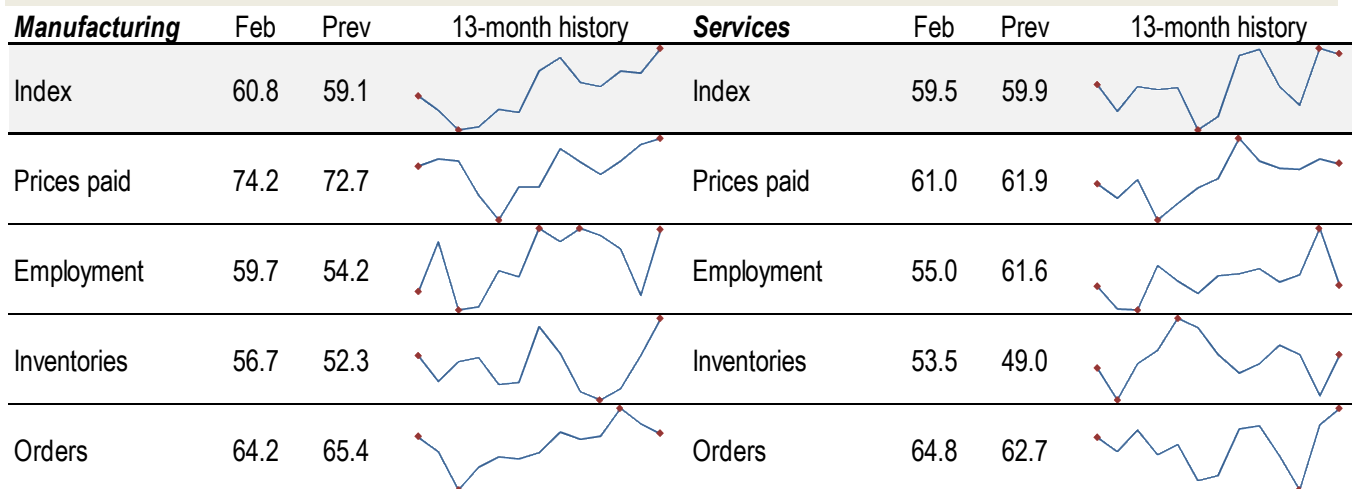
Monday, March 5, 2018

Worldwide aggregate data: at a glance



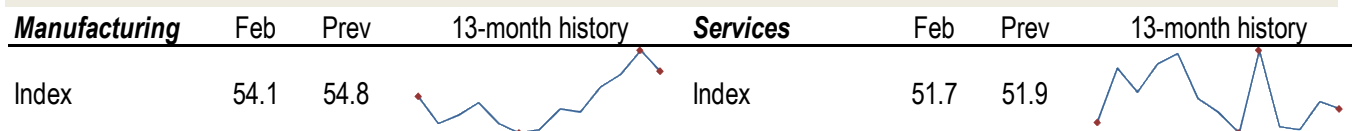
Source: JPMorgan, TrendMacro calculations

US data: at a glance



Source: Institute of Supply Management, TrendMacro calculations

Japan data: at a glance



Source: Markit/Nomura, TrendMacro calculations

For more information contact us:

Donald Luskin: 312 273 6766 don@trendmacro.com
 Thomas Demas: 704 552 3625 tdemas@trendmacro.com

Europe data: at a glance

Manufacturing	Last	Prev	13-month history	Services	Last	Prev	13-month history
Eurozone Feb	58.6	59.6		Eurozone Feb	56.2	58.0	
UK Feb	55.2	55.3		UK Feb	54.5	53.0	
Germany Feb	60.6	61.1		Germany Feb	55.3	57.3	
France Feb	55.9	58.4		France Feb	57.4	59.2	
Italy Feb	56.8	59.0		Italy Feb	55.0	57.7	
Spain Feb	56.0	55.2		Spain Feb	57.3	56.9	
Ireland Feb	56.2	57.6		Ireland Feb	57.2	59.8	
Netherlands Feb	63.4	62.5					
Austria Feb	59.2	61.3					
Greece Feb	56.1	55.2					
Czech Rep Feb	58.8	59.8					

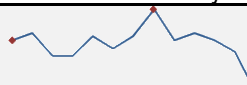
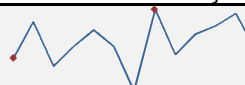
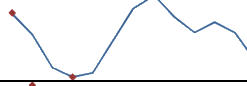
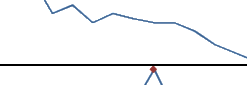
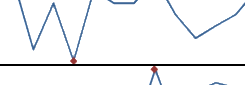


Source: Markit, Various TrendMacro calculations

Eastern Europe data: at a glance

Manufacturing	Last	Prev	13-mo history	Services	Last	Prev	13-mo history
Russia Feb	50.2	52.1		Russia Feb	56.5	55.1	
Poland Feb	53.7	55.6					
Turkey Feb	54.6	55.7					

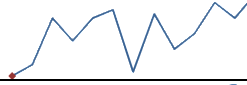
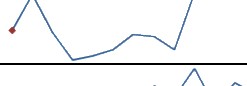





Source: Markit, TrendMacro calculations

China data: at a glance

Manufacturing				Services			
	Feb	Prev	13-month history		Feb	Prev	13-month history
China	50.3	51.3		China	54.4	55.3	
Prices paid	53.4	59.7					
Employment	48.1	48.3		Employment	49.6	49.4	
Orders	51.0	52.6		Orders	50.5	51.9	

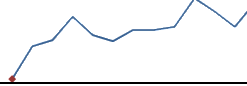
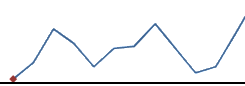


Source: China Federation of Logistics and Purchasing, TrendMacro calculations

Asia data: at a glance

Manufacturing				Services			
	Last	Prev	13-mo history		Last	Prev	13-mo history
Hong Kong Feb	51.7	51.1					
Taiwan Feb	56.0	56.9					
S. Korea Feb	50.3	50.7					
Vietnam Feb	53.5	53.4					
India Feb	52.1	52.4		India Feb	47.8	51.7	
Indonesia Feb	51.4	49.9					

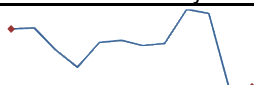
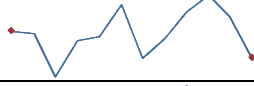
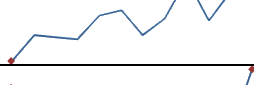

Source: Markit, TrendMacro calculations

Americas data: at a glance

Manufacturing				Services			
	Last	Prev	13-mo history		Last	Prev	13-mo history
Brazil Feb	53.2	51.2		Brazil Feb	52.7	50.0	
Mexico Feb	51.6	52.6					
Canada Feb	55.6	55.9					

Source: Markit, TrendMacro calculations

Middle East/Africa data: at a glance

Manufacturing	Last	Prev	13-mo history
Saudi Arabia Feb	53.2	53.0	
UA Emirates Feb	55.1	56.8	
Egypt Feb	49.7	49.9	
S. Africa Feb	51.4	49.0	

Source: Markit, TrendMacro calculations