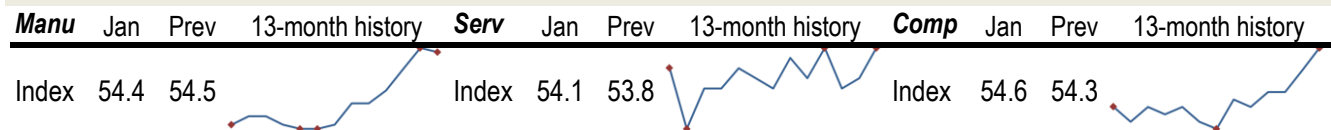


## Data Insights: Global PMI

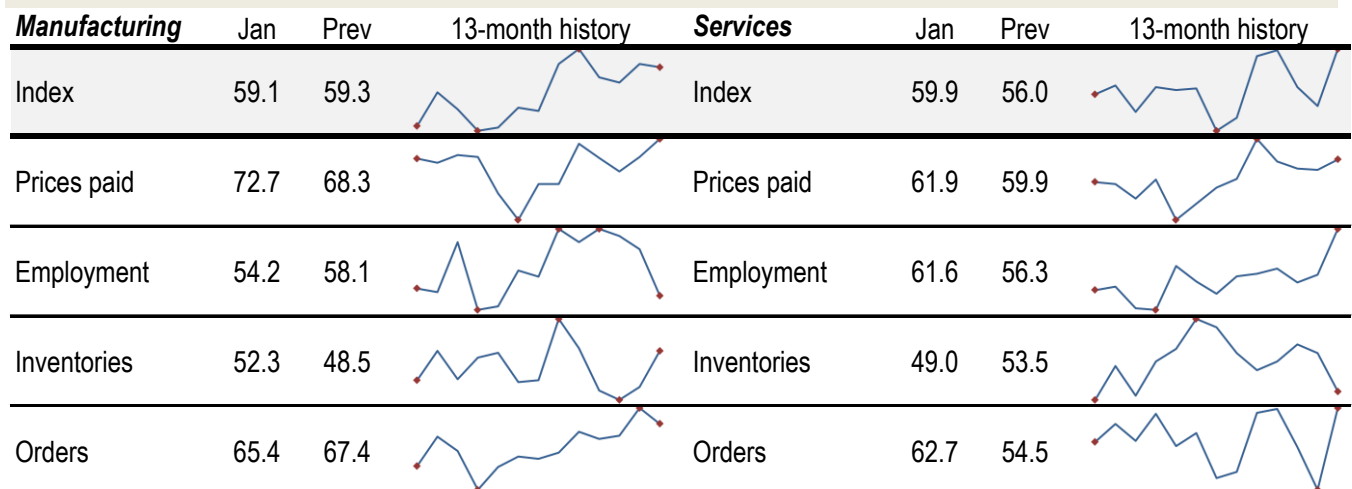
Monday, February 5, 2018

### Worldwide aggregate data: at a glance



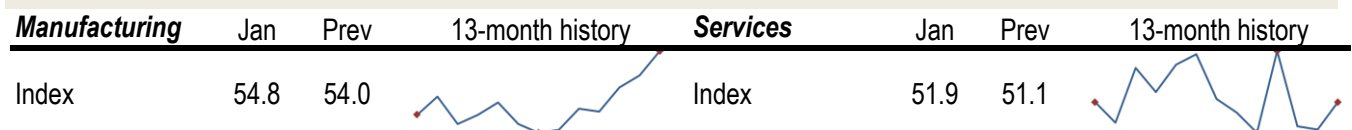
Source: JPMorgan, TrendMacro calculations

### US data: at a glance



Source: Institute of Supply Management, TrendMacro calculations

### Japan data: at a glance



Source: Markit/Nomura, TrendMacro calculations

#### For more information contact us:

Donald Luskin: 312 273 6766 [don@trendmacro.com](mailto:don@trendmacro.com)  
 Thomas Demas: 704 552 3625 [tdemas@trendmacro.com](mailto:tdemas@trendmacro.com)

## Europe data: at a glance

<b>Manufacturing</b>	Last	Prev	13-month history	<b>Services</b>	Last	Prev	13-month history
Eurozone Jan	59.6	60.6		Eurozone Jan	58.0	56.6	
UK Jan	55.3	56.2		UK Jan	53.0	54.2	
Germany Jan	61.1	63.3		Germany Jan	57.3	55.8	
France Jan	58.4	58.8		France Jan	59.2	59.1	
Italy Jan	59.0	57.4		Italy Jan	57.7	55.4	
Spain Jan	55.2	55.8		Spain Jan	56.9	54.6	
Ireland Jan	57.6	59.1		Ireland Jan	59.8	60.4	
Netherlands Jan	62.5	62.2					
Austria Jan	61.3	64.3					
Greece Jan	55.2	53.1					
Czech Rep Jan	59.8	59.8					

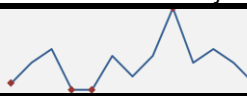
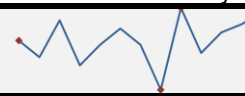
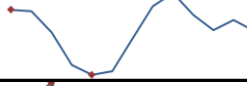
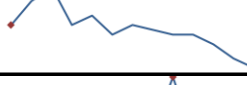
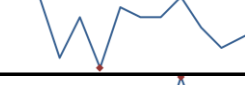


Source: Markit, Various TrendMacro calculations

## Eastern Europe data: at a glance

<b>Manufacturing</b>	Last	Prev	13-mo history	<b>Services</b>	Last	Prev	13-mo history
Russia Jan	52.1	52.0		Russia Jan	55.1	56.8	
Poland Jan	54.6	55.7					
Turkey Jan	55.0	54.9					


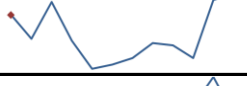
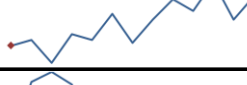
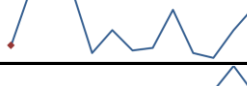



Source: Markit, TrendMacro calculations

## China data: at a glance

<b>Manufacturing</b>	Jan	Prev	13-month history	<b>Services</b>	Jan	Prev	13-month history
China	51.3	51.6		China	55.3	55.0	
Prices paid	59.7	62.2					
Employment	48.3	48.5		Employment	49.4	49.3	
Orders	52.6	53.4		Orders	51.9	52.0	

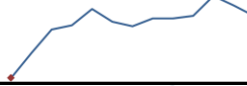

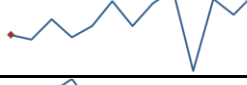

Source: China Federation of Logistics and Purchasing, TrendMacro calculations

## Asia data: at a glance

<b>Manufacturing</b>	Last	Prev	13-mo history	<b>Services</b>	Last	Prev	13-mo history
Hong Kong Jan	51.1	51.5					
Taiwan Jan	56.9	56.6					
S. Korea Jan	50.7	49.9					
Vietnam Jan	53.4	52.5					
India Jan	52.4	54.7		India Jan	51.7	50.9	
Indonesia Jan	49.9	49.3					

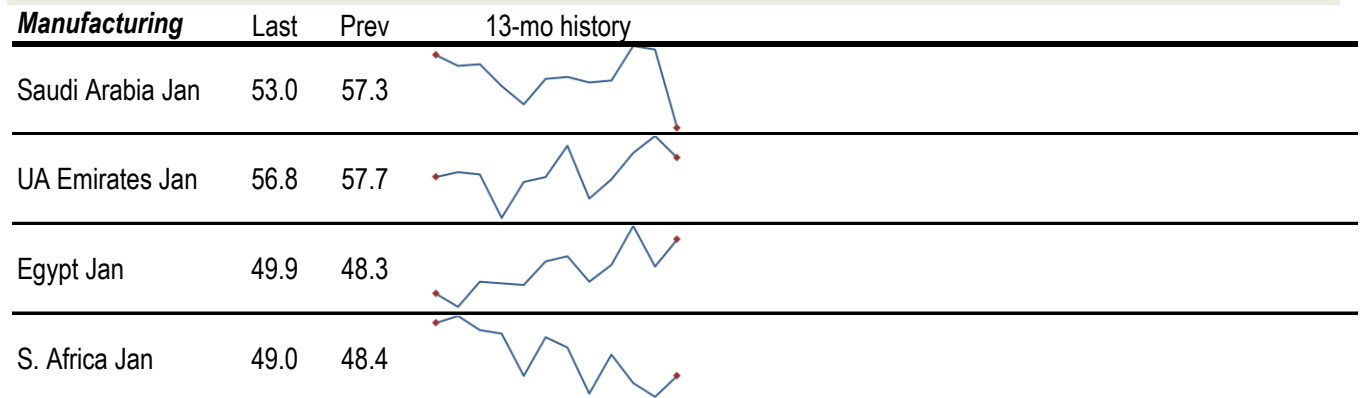
Source: Markit, TrendMacro calculations

## Americas data: at a glance

<b>Manufacturing</b>	Last	Prev	13-mo history	<b>Services</b>	Last	Prev	13-mo history
Brazil Jan	51.2	52.4		Brazil Jan	50.0	47.4	
Mexico Jan	52.6	51.7					
Canada Jan	55.9	54.7					

Source: Markit, TrendMacro calculations

## Middle East/Africa data: at a glance



Source: Markit, TrendMacro calculations