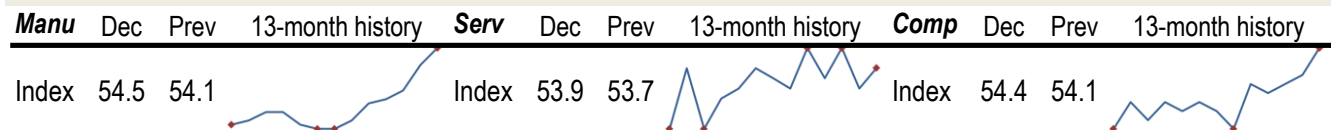


Data Insights: Global PMI

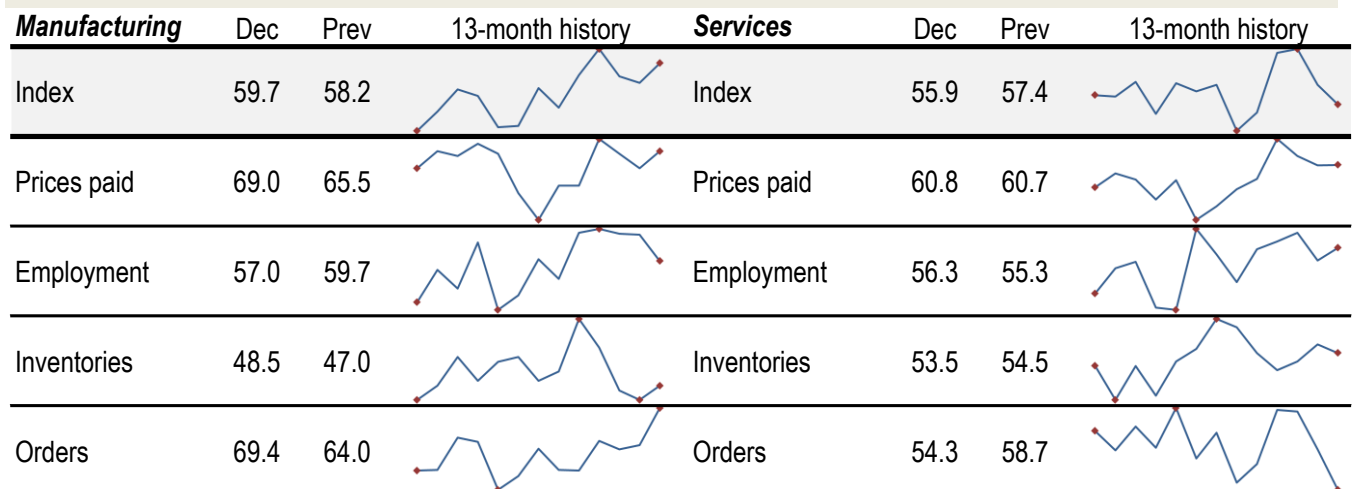
Friday, January 5, 2018

Worldwide aggregate data: at a glance



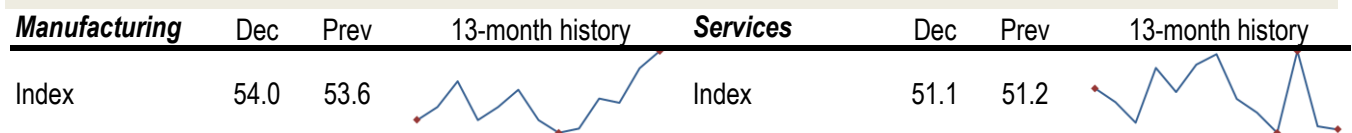
Source: JPMorgan, TrendMacro calculations

US data: at a glance



Source: Institute of Supply Management, TrendMacro calculations

Japan data: at a glance


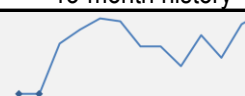
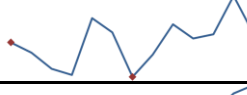
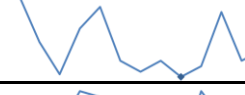
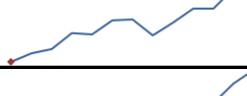
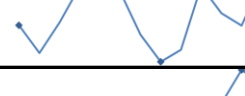



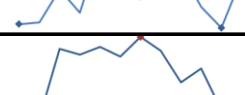
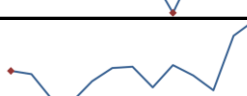
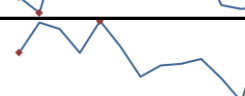
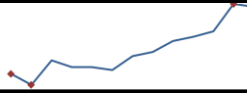

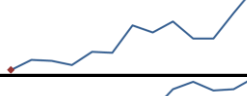


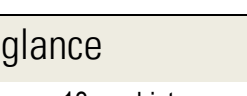


Source: Markit/Nomura, TrendMacro calculations

For more information contact us:


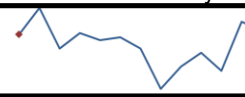
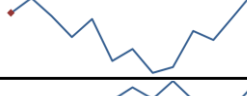

Donald Luskin: 312 273 6766 don@trendmacro.com
 Thomas Demas: 704 552 3625 tdemas@trendmacro.com

Europe data: at a glance

Manufacturing	Last	Prev	13-month history	Services	Last	Prev	13-month history
Eurozone Dec	60.6	60.1		Eurozone Dec	56.6	56.2	
UK Dec	56.3	58.2		UK Dec	54.2	53.8	
Germany Dec	63.3	62.5		Germany Dec	55.8	54.3	
France Dec	58.8	57.7		France Dec	59.1	60.4	
Italy Dec	57.4	58.3		Italy Dec	55.4	54.7	
Spain Dec	55.8	56.1		Spain Dec	54.6	54.4	
Ireland Dec	59.1	58.1		Ireland Dec	60.4	56.0	
Netherlands Dec	62.2	62.4					
Austria Dec	64.3	61.9					
Greece Dec	53.1	52.2					
Czech Rep Dec	59.8	58.7					

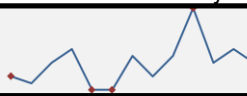
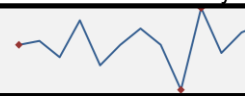
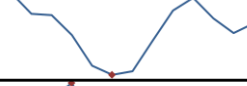




Source: Markit, Various TrendMacro calculations

Eastern Europe data: at a glance

Manufacturing	Last	Prev	13-mo history	Services	Last	Prev	13-mo history
Russia Dec	52.0	51.5		Russia Dec	56.8	57.4	
Poland Dec	55.0	54.9					
Turkey Dec	54.2	52.9					


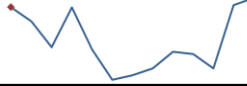
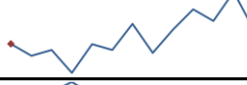

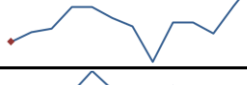


Source: Markit, TrendMacro calculations

China data: at a glance

Manufacturing	Dec	Prev	13-month history	Services	Dec	Prev	13-month history
China	51.6	51.8		China	55.0	54.8	
Prices paid	62.2	59.8					
Employment	48.5	48.8		Employment	49.3	49.2	
Orders	53.4	53.6		Orders	52.0	51.8	

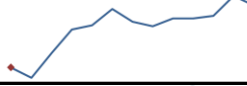

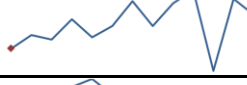

Source: China Federation of Logistics and Purchasing, TrendMacro calculations

Asia data: at a glance

Manufacturing	Last	Prev	13-mo history	Services	Last	Prev	13-mo history
Hong Kong Dec	51.5	50.7					
Taiwan Dec	56.6	56.3					
S. Korea Dec	49.9	51.2					
Vietnam Dec	52.5	51.4					
India Dec	54.7	52.6		India Dec	50.9	48.5	
Indonesia Dec	49.3	50.4					

Source: Markit, TrendMacro calculations

Americas data: at a glance

Manufacturing	Last	Prev	13-mo history	Services	Last	Prev	13-mo history
Brazil Dec	52.4	53.5		Brazil Dec	47.4	46.9	
Mexico Dec	51.7	52.4					
Canada Dec	54.7	54.4					

Source: Markit, TrendMacro calculations

Middle East/Africa data: at a glance

Manufacturing	Last	Prev	13-mo history
Saudi Arabia Dec	57.3	57.5	
UA Emirates Dec	57.7	57.0	
Egypt Dec	48.3	50.7	
S. Africa Dec	48.4	48.8	

Source: Markit, TrendMacro calculations