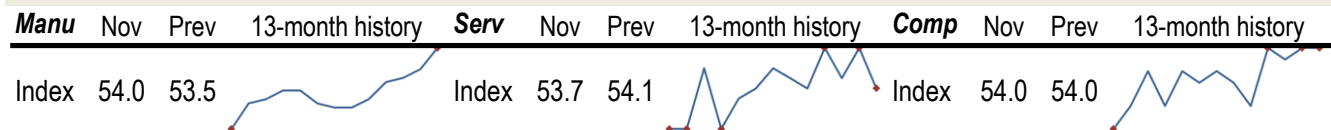


## Data Insights: Global PMI

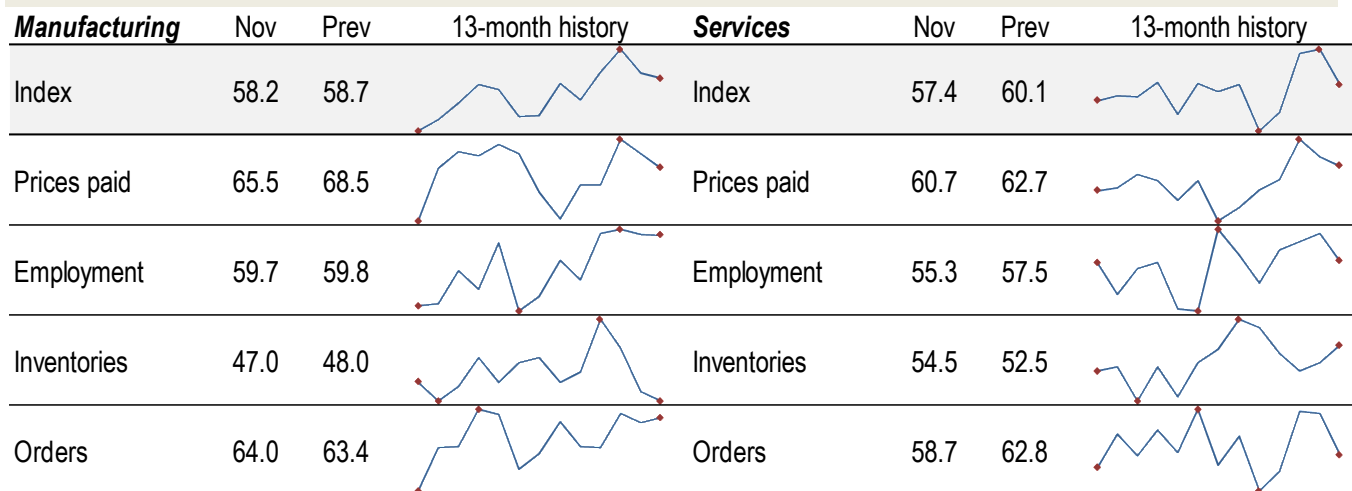
Tuesday, December 5, 2017

### Worldwide aggregate data: at a glance



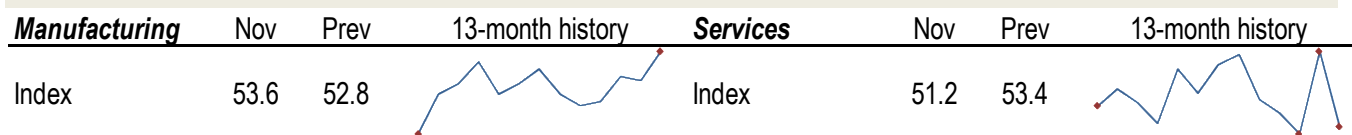
Source: JPMorgan, TrendMacro calculations

### US data: at a glance



Source: Institute of Supply Management, TrendMacro calculations

### Japan data: at a glance



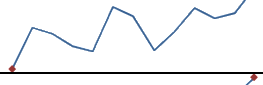
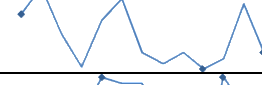
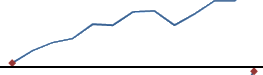
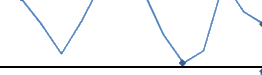
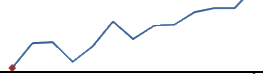
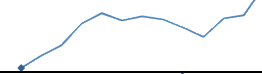






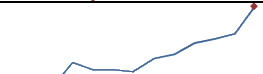





Source: Markit/Nomura, TrendMacro calculations

#### For more information contact us:

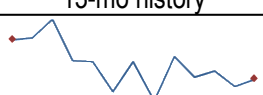
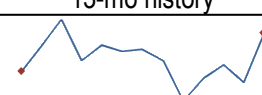
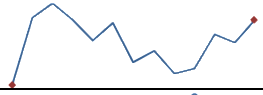

Donald Luskin: 312 273 6766 [don@trendmacro.com](mailto:don@trendmacro.com)  
 Thomas Demas: 704 552 3625 [tdemas@trendmacro.com](mailto:tdemas@trendmacro.com)

## Europe data: at a glance

<b>Manufacturing</b>	Last	Prev	13-month history	<b>Services</b>	Last	Prev	13-month history
Eurozone Nov	60.1	58.5		Eurozone Nov	56.2	55.0	
UK Nov	58.2	56.6		UK Nov	53.8	55.6	
Germany Nov	62.5	60.6		Germany Nov	54.3	54.7	
France Nov	57.7	56.1		France Nov	60.4	57.3	
Italy Nov	58.3	57.8		Italy Nov	54.7	52.1	
Spain Nov	56.1	55.8		Spain Nov	54.4	54.6	
Ireland Nov	58.1	54.4		Ireland Nov	56.0	57.5	
Netherlands Nov	62.4	60.4					
Austria Nov	61.9	59.4					
Greece Nov	52.2	52.1					
Czech Rep Nov	58.7	58.5					



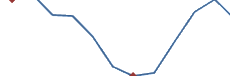




Source: Markit, Various TrendMacro calculations

## Eastern Europe data: at a glance

<b>Manufacturing</b>	Last	Prev	13-mo history	<b>Services</b>	Last	Prev	13-mo history
Russia Nov	51.5	51.1		Russia Nov	57.4	53.9	
Poland Nov	54.2	52.9					
Turkey Nov	53.4	52.8					




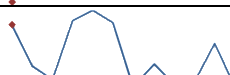
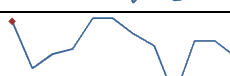
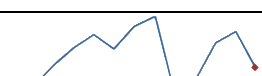
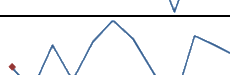
Source: Markit, TrendMacro calculations

## China data: at a glance

<b>Manufacturing</b>	Nov	Prev	13-month history	<b>Services</b>	Nov	Prev	13-month history
China	51.8	51.6		China	54.8	54.3	
Prices paid	59.8	63.4					
Employment	48.8	49.0		Employment	49.2	49.4	
Orders	53.6	52.9		Orders	51.8	51.1	




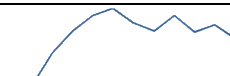
Source: China Federation of Logistics and Purchasing, TrendMacro calculations

## Asia data: at a glance

<b>Manufacturing</b>	Last	Prev	13-mo history	<b>Services</b>	Last	Prev	13-mo history
Hong Kong Nov	50.7	50.3					
Taiwan Nov	56.3	53.6					
S. Korea Nov	51.2	50.2					
Vietnam Nov	51.4	51.6					
India Nov	52.6	50.3		India Nov	48.5	51.7	
Indonesia Nov	50.4	50.1					





Source: Markit, TrendMacro calculations

## Americas data: at a glance

<b>Manufacturing</b>	Last	Prev	13-mo history	<b>Services</b>	Last	Prev	13-mo history
Brazil Nov	53.5	51.2		Brazil Nov	46.9	48.8	
Mexico Nov	52.4	49.2					
Canada Nov	54.4	54.3					

Source: Markit, TrendMacro calculations

## Middle East/Africa data: at a glance

<b>Manufacturing</b>	Last	Prev	13-mo history
Saudi Arabia Oct	55.6	55.5	
UA Emirates Oct	55.9	55.1	
Egypt Oct	48.4	47.4	
S. Africa Oct	49.6	48.5	

Source: Markit, TrendMacro calculations