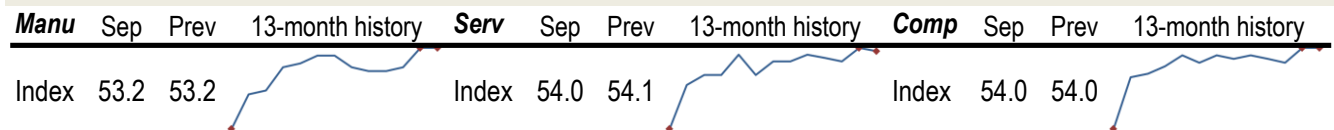


Data Insights: Global PMI

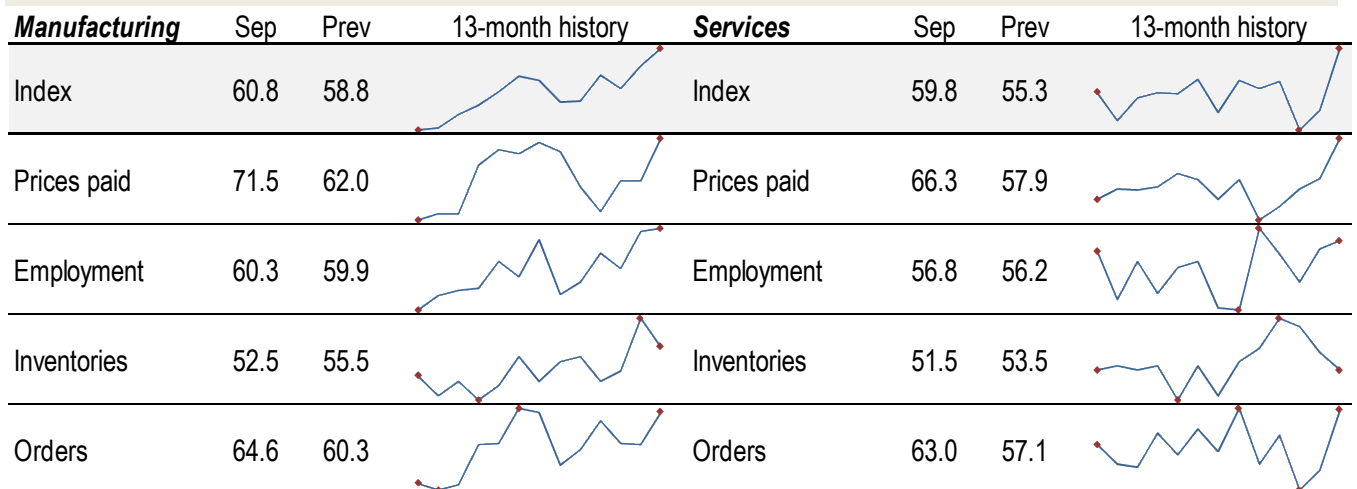
Wednesday, October 4, 2017

Worldwide aggregate data: at a glance



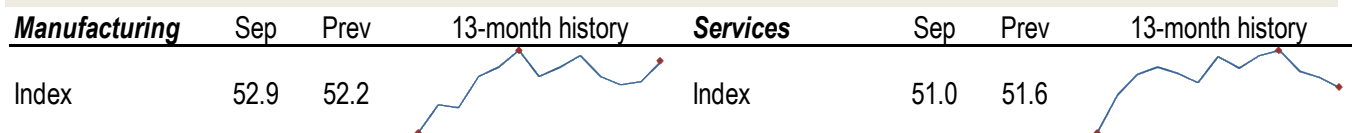
Source: JPMorgan, TrendMacro calculations

US data: at a glance



Source: Institute of Supply Management, TrendMacro calculations

Japan data: at a glance


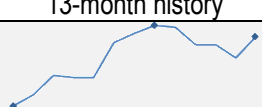
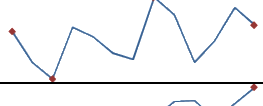
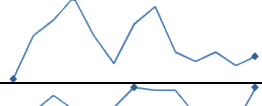
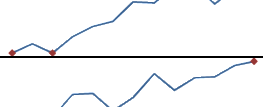

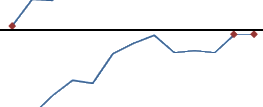
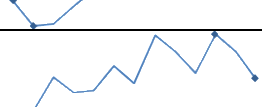
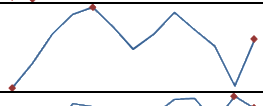
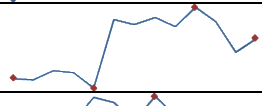
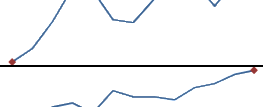

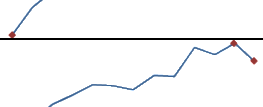

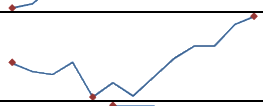

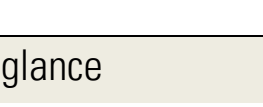
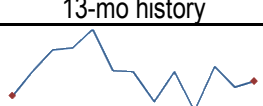


Source: Markit/Nomura, TrendMacro calculations

For more information contact us:

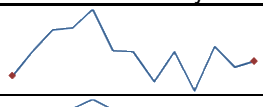
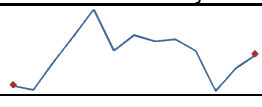


Donald Luskin: 312 273 6766 don@trendmacro.com
 Thomas Demas: 704 552 3625 tdemas@trendmacro.com

Europe data: at a glance

Manufacturing	Last	Prev	13-month history	Services	Last	Prev	13-month history
Eurozone Sep	58.1	57.4		Eurozone Sep	55.8	54.7	
UK Sep	55.9	56.7		UK Sep	53.6	53.2	
Germany Sep	60.6	59.3		Germany Sep	55.6	53.5	
France Sep	56.1	55.8		France Sep	57.0	54.9	
Italy Sep	56.3	56.3		Italy Sep	53.2	55.1	
Spain Sep	54.3	52.4		Spain Sep	56.7	56.0	
Ireland Sep	55.4	56.1		Ireland Sep	58.7	58.4	
Netherlands Sep	60.0	59.7					
Austria Sep	59.4	61.1					
Greece Sep	52.8	52.2					
Czech Rep Sep	56.6	54.9					

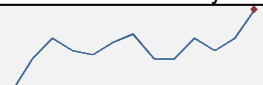

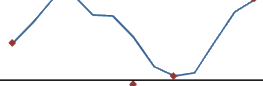

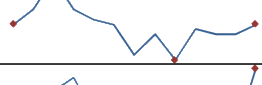


Source: Markit, Various TrendMacro calculations

Eastern Europe data: at a glance

Manufacturing	Last	Prev	13-mo history	Services	Last	Prev	13-mo history
Russia Sep	51.9	51.6		Russia Sep	55.2	54.2	
Poland Sep	53.7	53.5					
Turkey Sep	52.5	55.3					





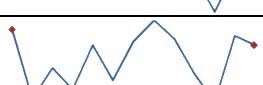


Source: Markit, TrendMacro calculations

China data: at a glance

Manufacturing	Sep	Prev	13-month history	Services	Sep	Prev	13-month history
China	52.4	51.7		China	55.4	53.4	
Prices paid	68.4	65.3					
Employment	49.0	49.1		Employment	49.7	49.5	
Orders	54.8	53.1		Orders	52.3	50.9	

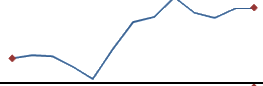
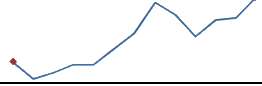
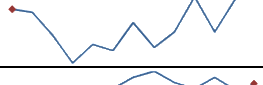

Source: China Federation of Logistics and Purchasing, TrendMacro calculations

Asia data: at a glance

Manufacturing	Last	Prev	13-mo history	Services	Last	Prev	13-mo history
Hong Kong Aug	49.7	51.3					
Taiwan Sep	54.2	54.3					
S. Korea Sep	50.6	49.9					
Vietnam Sep	53.3	51.8					
India Sep	51.2	51.2		India Aug	47.5	45.9	
Indonesia Sep	50.4	50.7					

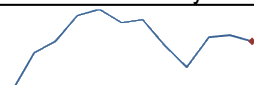
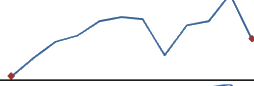


Source: Markit, TrendMacro calculations

Americas data: at a glance

Manufacturing	Last	Prev	13-mo history	Services	Last	Prev	13-mo history
Brazil Sep	50.9	50.9		Brazil Sep	50.7	49.0	
Mexico Sep	52.8	52.2					
Canada Sep	55.0	54.6					

Source: Markit, TrendMacro calculations

Middle East/Africa data: at a glance

Manufacturing	Last	Prev	13-mo history
Saudi Arabia Sep	55.5	55.8	
UA Emirates Sep	55.1	57.3	
Egypt Sep	47.4	48.9	
S. Africa Sep	48.5	49.8	

Source: Markit, TrendMacro calculations