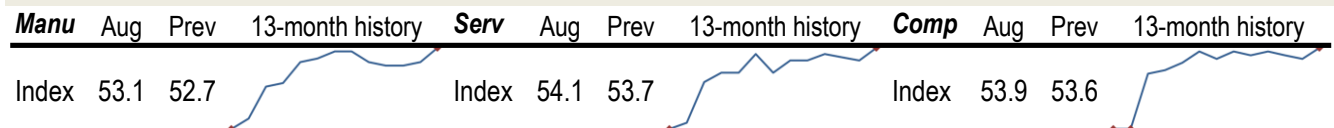


Data Insights: Global PMI

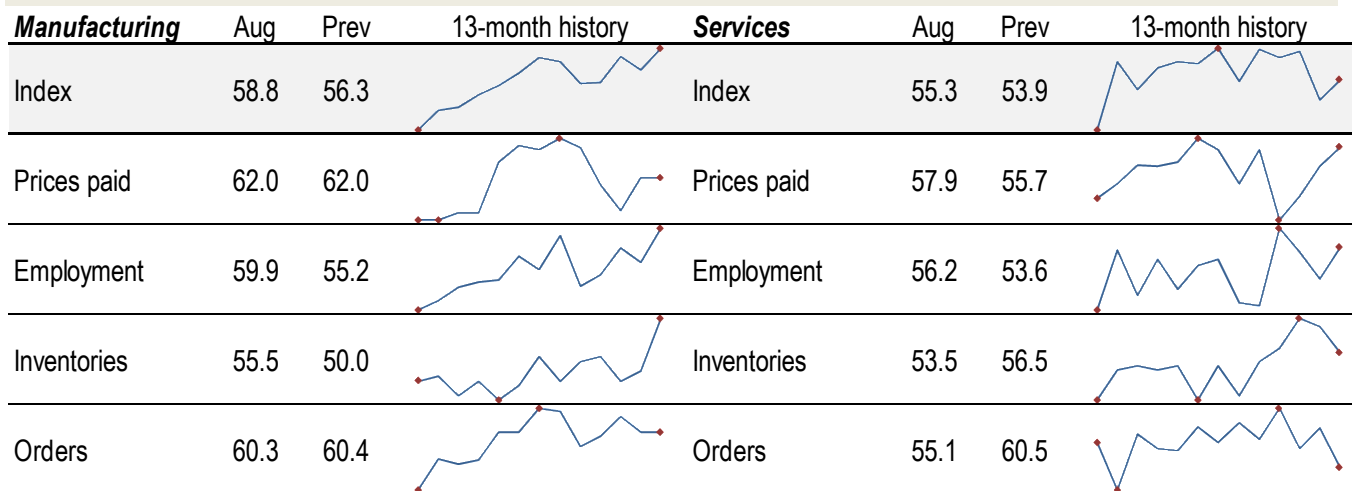
Wednesday, September 6, 2017

Worldwide aggregate data: at a glance



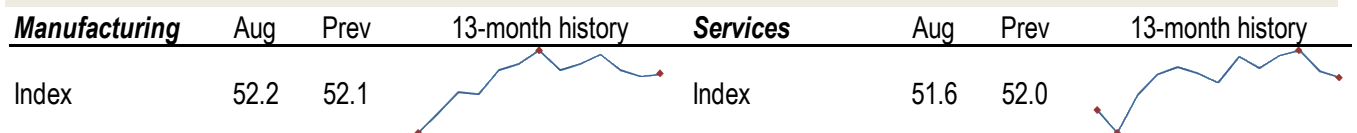
Source: JPMorgan, TrendMacro calculations

US data: at a glance



Source: Institute of Supply Management, TrendMacro calculations

Japan data: at a glance



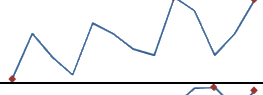
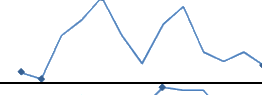



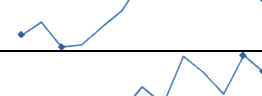
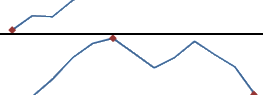

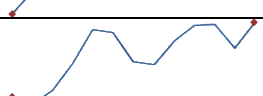
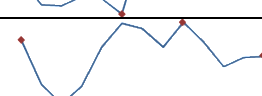
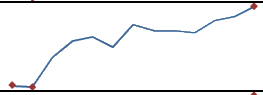

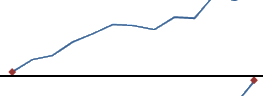
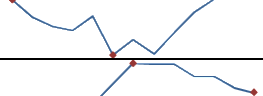
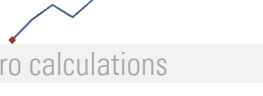
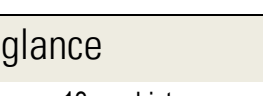


Source: Markit/Nomura, TrendMacro calculations

For more information contact us:


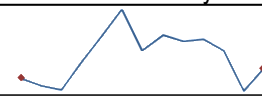
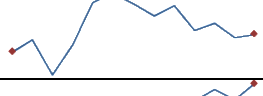

Donald Luskin: 312 273 6766 don@trendmacro.com
 Thomas Demas: 704 552 3625 tdemas@trendmacro.com

Europe data: at a glance

Manufacturing	Last	Prev	13-month history	Services	Last	Prev	13-month history
Eurozone Aug	57.4	56.6		Eurozone Aug	54.7	55.4	
UK Aug	56.9	55.3		UK Aug	53.2	53.8	
Germany Aug	59.3	58.1		Germany Aug	53.5	53.1	
France Aug	55.8	54.9		France Aug	54.9	56.0	
Italy Aug	56.3	55.1		Italy Aug	55.1	56.3	
Spain Aug	52.4	54.0		Spain Aug	56.0	57.6	
Ireland Aug	56.1	54.6		Ireland Aug	58.4	58.3	
Netherlands Aug	59.7	58.9					
Austria Aug	61.1	60.0					
Greece Aug	52.2	50.5					
Czech Rep Aug	54.9	55.3					


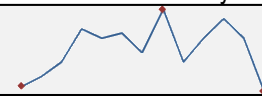
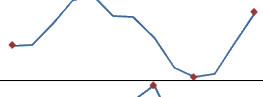
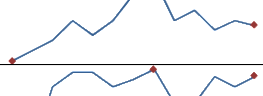



Source: Markit, Various TrendMacro calculations

Eastern Europe data: at a glance

Manufacturing	Last	Prev	13-mo history	Services	Last	Prev	13-mo history
Russia Aug	51.6	52.7		Russia Aug	54.2	52.6	
Poland Aug	52.5	55.3					
Turkey Aug	52.3	53.6					

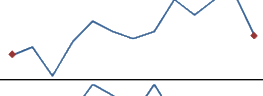

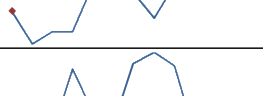

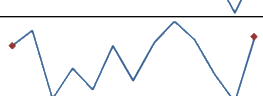
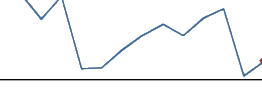

Source: Markit, TrendMacro calculations

China data: at a glance

Manufacturing	Aug	Prev	13-month history	Services	Aug	Prev	13-month history
China	51.7	51.4		China	53.4	54.5	
Prices paid	65.3	57.9					
Employment	49.1	49.2		Employment	49.5	49.5	
Orders	53.1	52.8		Orders	50.9	51.1	

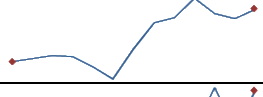
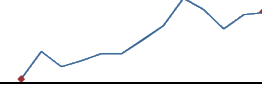
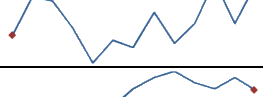

Source: China Federation of Logistics and Purchasing, TrendMacro calculations

Asia data: at a glance

Manufacturing	Last	Prev	13-mo history	Services	Last	Prev	13-mo history
Hong Kong Aug	49.7	51.3					
Taiwan Aug	54.3	53.6					
S. Korea Aug	49.9	49.1					
Vietnam Aug	51.8	51.7					
India Aug	51.2	47.9		India Aug	47.5	45.9	
Indonesia Aug	50.7	48.6					

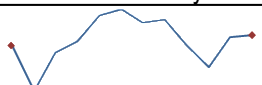
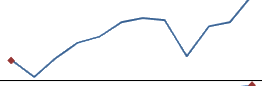


Source: Markit, TrendMacro calculations

Americas data: at a glance

Manufacturing	Last	Prev	13-mo history	Services	Last	Prev	13-mo history
Brazil Aug	50.9	50.0		Brazil Aug	49.0	48.8	
Mexico Aug	52.2	51.2					
Canada Aug	54.6	55.5					

Source: Markit, TrendMacro calculations

Middle East/Africa data: at a glance

Manufacturing	Last	Prev	13-mo history
Saudi Arabia Aug	55.8	55.7	
UA Emirates Aug	57.3	56.0	
Egypt Aug	48.9	48.6	
S. Africa Aug	49.8	50.1	

Source: Markit, TrendMacro calculations