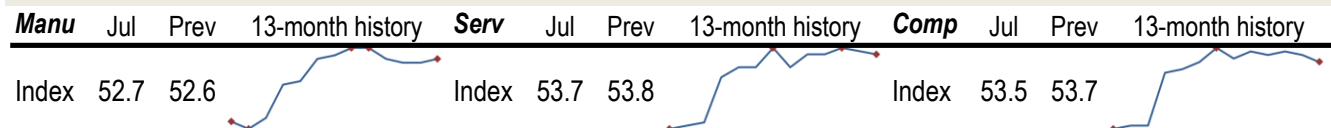


## Data Insights: Global PMI

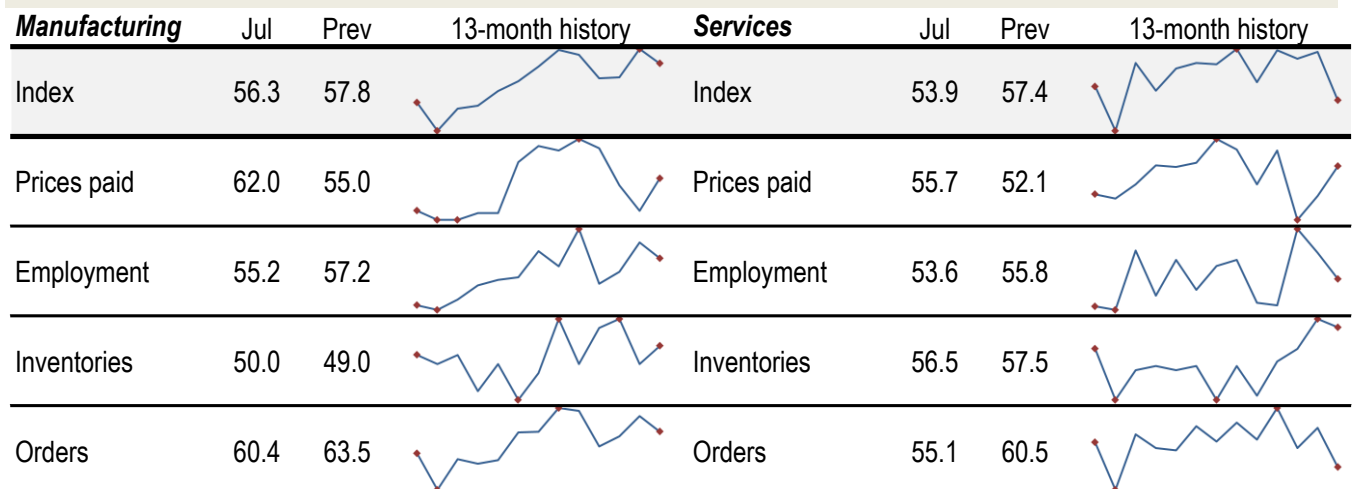
Thursday, August 3, 2017

### Worldwide aggregate data: at a glance



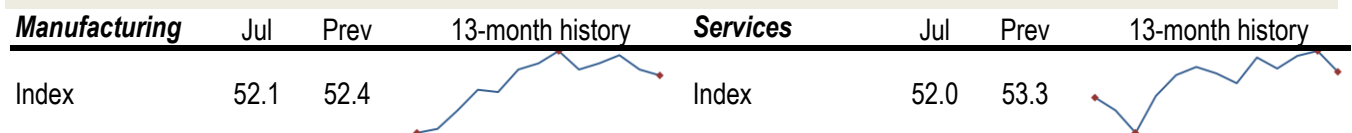
Source: JPMorgan, TrendMacro calculations

### US data: at a glance



Source: Institute of Supply Management, TrendMacro calculations

### Japan data: at a glance

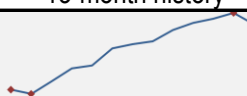
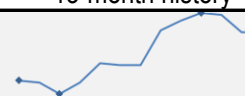
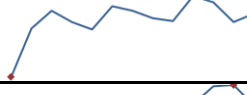





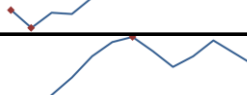

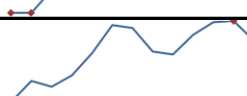

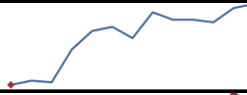


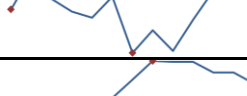
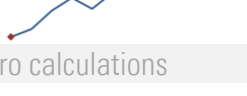
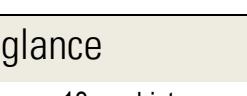


Source: Markit/Nomura, TrendMacro calculations

#### For more information contact us:

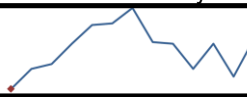
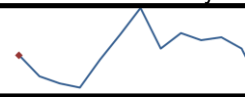
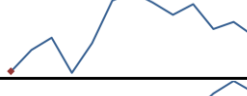

Donald Luskin: 312 273 6766 [don@trendmacro.com](mailto:don@trendmacro.com)  
 Thomas Demas: 704 552 3625 [tdemas@trendmacro.com](mailto:tdemas@trendmacro.com)

## Europe data: at a glance

<b>Manufacturing</b>	Last	Prev	13-month history	<b>Services</b>	Last	Prev	13-month history
Eurozone Jul	56.6	57.4		Eurozone Jul	55.4	55.4	
UK Jul	55.1	54.2		UK Jul	53.8	53.4	
Germany Jul	58.1	59.6		Germany Jul	53.1	54.0	
France Jul	54.9	54.8		France Jul	56.0	56.9	
Italy Jul	55.1	55.2		Italy Jul	56.3	53.6	
Spain Jul	54.0	54.7		Spain Jul	57.6	58.3	
Ireland Jul	54.6	56.0		Ireland Jul	58.3	57.6	
Netherlands Jul	58.9	58.6					
Austria Jul	60.0	60.7					
Greece Jul	50.5	50.5					
Czech Rep Jul	55.3	56.4					

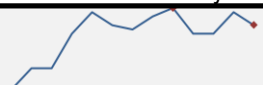



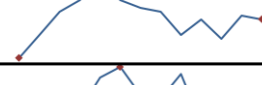


Source: Markit, Various TrendMacro calculations

## Eastern Europe data: at a glance

<b>Manufacturing</b>	Last	Prev	13-mo history	<b>Services</b>	Last	Prev	13-mo history
Russia Jul	52.7	50.3		Russia Jul	52.6	55.5	
Poland Jul	52.3	53.6					
Turkey Jul	53.1	54.7					

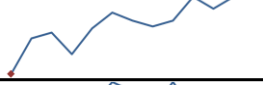






Source: Markit, TrendMacro calculations

## China data: at a glance

<b>Manufacturing</b>	Jul	Prev	13-month history	<b>Services</b>	Jul	Prev	13-month history
China	51.4	51.7		China	54.5	54.9	
Prices paid	57.9	50.4					
Employment	49.2	49.0		Employment	49.5	49.6	
Orders	52.8	53.1		Orders	51.1	51.4	

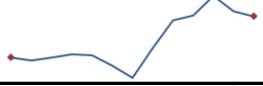
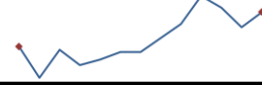


Source: China Federation of Logistics and Purchasing, TrendMacro calculations

## Asia data: at a glance

<b>Manufacturing</b>	Last	Prev	13-mo history	<b>Services</b>	Last	Prev	13-mo history
Hong Kong Jul	51.3	51.1					
Taiwan Jul	53.6	53.3					
S. Korea Jul	49.1	50.1					
Vietnam Jul	51.7	52.5					
India Jul	47.9	50.9		India Jul	45.9	53.1	
Indonesia Jul	48.6	49.5					

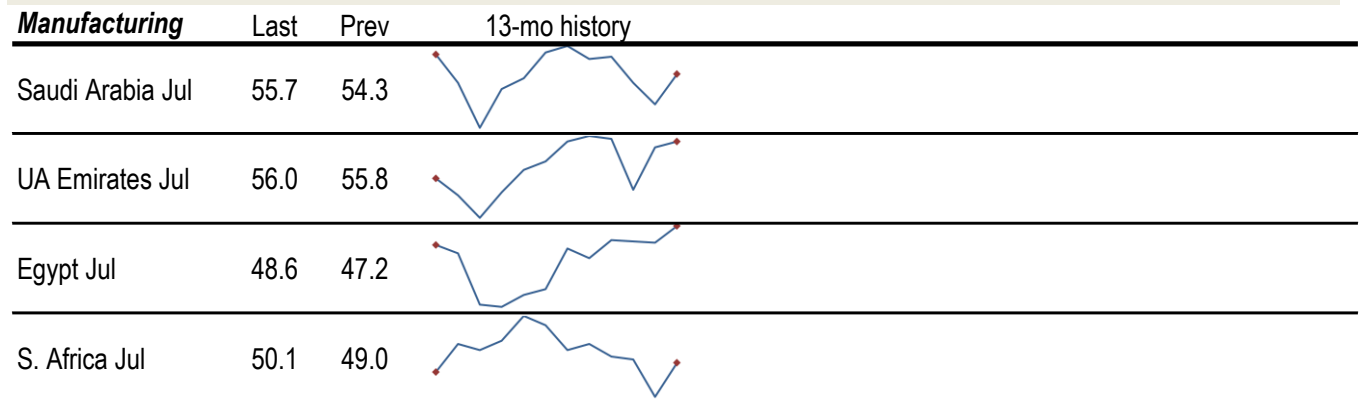
Source: Markit, TrendMacro calculations

## Americas data: at a glance

<b>Manufacturing</b>	Last	Prev	13-mo history	<b>Services</b>	Last	Prev	13-mo history
Brazil Jul	50.0	50.5		Brazil Jul	48.8	47.4	
Mexico Jul	51.2	52.3					
Canada Jul	55.5	54.7					

Source: Markit, TrendMacro calculations

## Middle East/Africa data: at a glance



Source: Markit, TrendMacro calculations