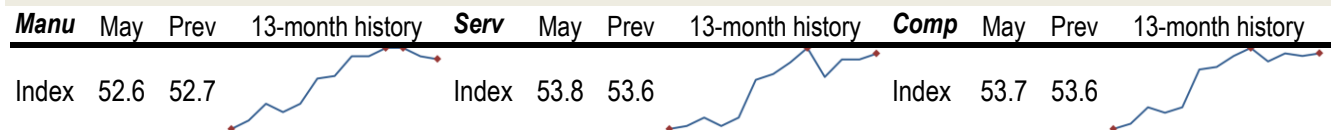


Data Insights: Global PMI

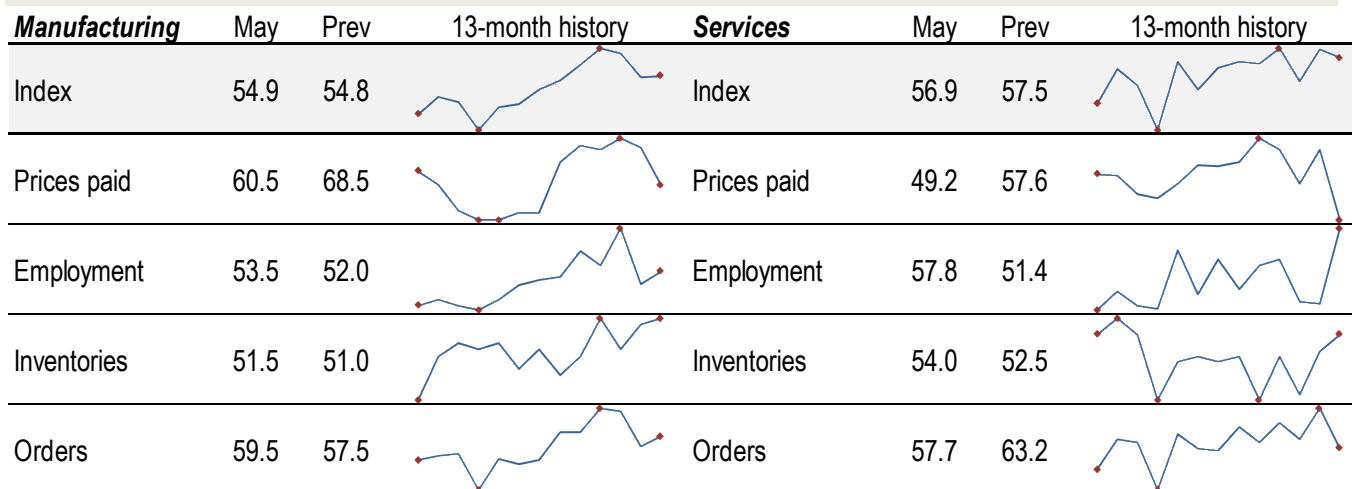
Monday, June 5, 2017

Worldwide aggregate data: at a glance



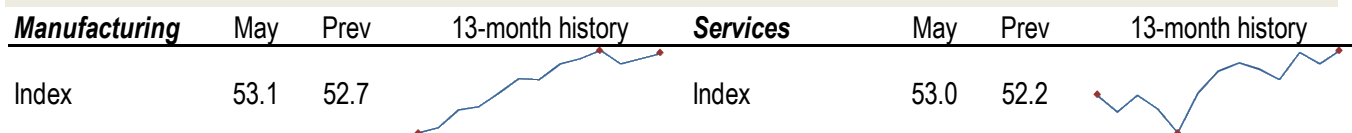
Source: JPMorgan, TrendMacro calculations

US data: at a glance



Source: Institute of Supply Management, TrendMacro calculations

Japan data: at a glance







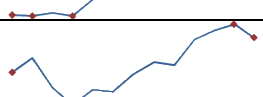


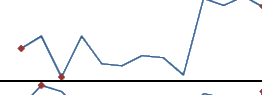

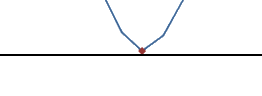


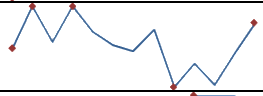

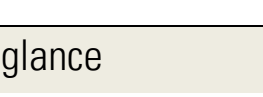
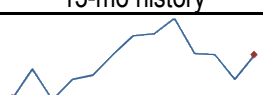


Source: Markit/Nomura, TrendMacro calculations

For more information contact us:

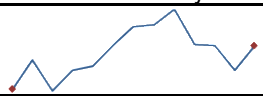
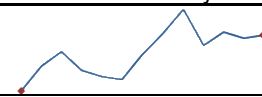


Donald Luskin: 312 273 6766 don@trendmacro.com
 Thomas Demas: 704 552 3625 tdemas@trendmacro.com

Europe data: at a glance

Manufacturing	Last	Prev	13-month history	Services	Last	Prev	13-month history
Eurozone May	57.0	56.7		Eurozone May	56.3	56.4	
UK May	56.7	57.3		UK May	53.8	55.8	
Germany May	59.5	58.2		Germany May	55.4	55.4	
France May	53.8	55.1		France May	57.2	56.7	
Italy May	55.1	56.2		Italy May	55.1	56.2	
Spain May	55.4	54.5		Spain May	57.3	57.8	
Ireland May	55.9	55.0		Ireland Apr	61.1	59.1	
Netherlands May	57.6	57.8					
Austria May	58.0	58.1					
Greece May	49.6	48.2					
Czech Rep May	56.4	57.5					

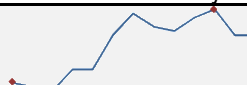
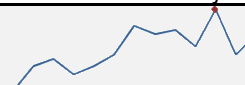

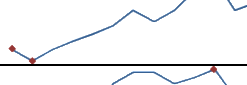
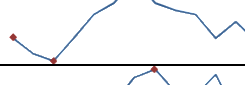


Source: Markit, Various TrendMacro calculations

Eastern Europe data: at a glance

Manufacturing	Last	Prev	13-mo history	Services	Last	Prev	13-mo history
Russia May	52.4	50.8		Russia May	56.3	56.1	
Poland May	52.7	53.5					
Turkey May	54.1	51.7					

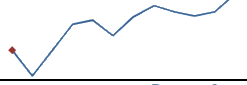

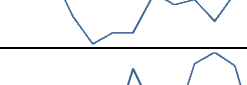




Source: Markit, TrendMacro calculations

China data: at a glance

Manufacturing				Services			
	May	Prev	13-month history		May	Prev	13-month history
China	51.2	51.2		China	54.5	54.0	
Prices paid	49.5	51.8					
Employment	49.4	49.2		Employment	49.0	49.5	
Orders	52.3	52.3		Orders	50.9	50.5	


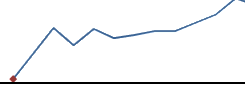
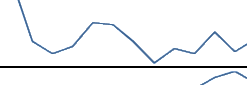

Source: China Federation of Logistics and Purchasing, TrendMacro calculations

Asia data: at a glance

Manufacturing				Services			
	Last	Prev	13-mo history		Last	Prev	13-mo history
Hong Kong May	50.5	51.1					
Taiwan May	53.1	54.4					
S. Korea May	49.2	49.4					
Vietnam May	51.6	54.1					
India May	51.6	52.5		India May	52.2	50.2	
Indonesia May	50.6	51.2					

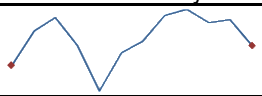
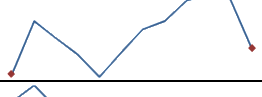


Source: Markit, TrendMacro calculations

Americas data: at a glance

Manufacturing				Services			
	Last	Prev	13-mo history		Last	Prev	13-mo history
Brazil May	52.0	50.1		Brazil May	49.2	50.3	
Mexico May	51.2	50.7					
Canada May	55.1	55.9					

Source: Markit, TrendMacro calculations

Middle East/Africa data: at a glance

Manufacturing	Last	Prev	13-mo history
Saudi Arabia May	55.3	56.5	
UA Emirates May	54.3	56.1	
Egypt May	47.3	47.4	
S. Africa May	50.2	50.3	

Source: Markit, TrendMacro calculations