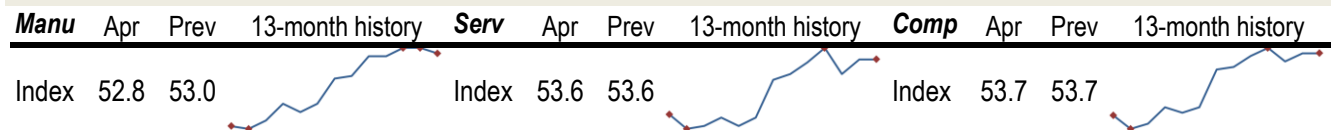


Data Insights: Global PMI

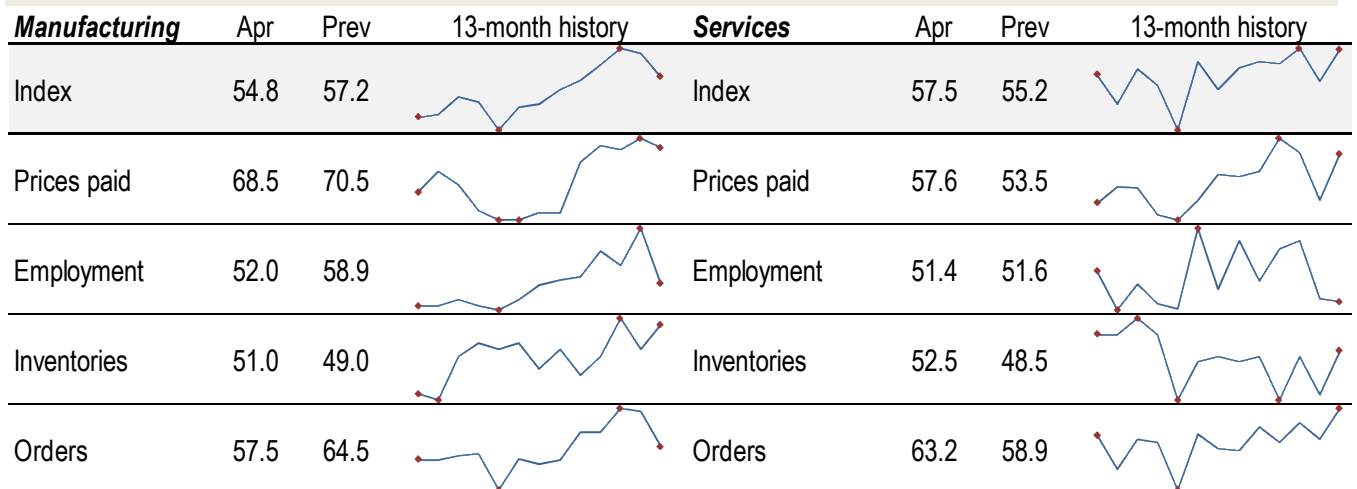
Wednesday, May 3, 2017

Worldwide aggregate data: at a glance



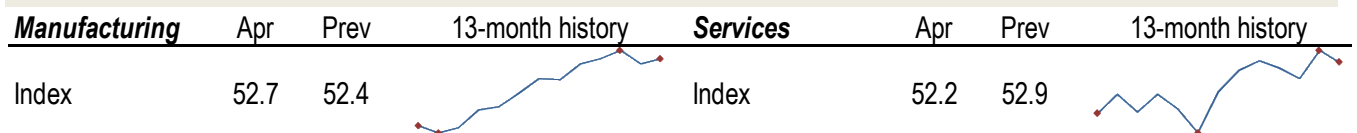
Source: JPMorgan, TrendMacro calculations

US data: at a glance



Source: Institute of Supply Management, TrendMacro calculations

Japan data: at a glance



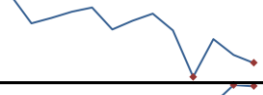

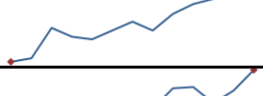
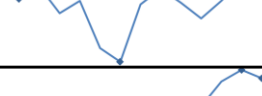
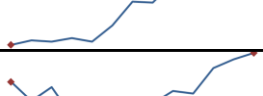

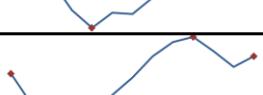

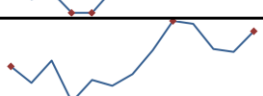

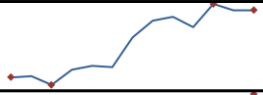

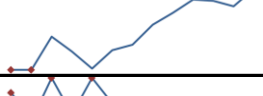


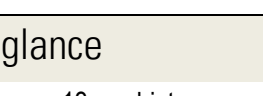


Source: Markit/Nomura, TrendMacro calculations

For more information contact us:

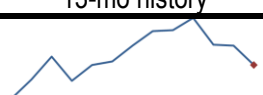

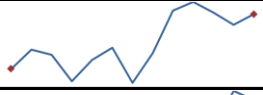

Donald Luskin: 312 273 6766 don@trendmacro.com
 Thomas Demas: 704 552 3625 tdemas@trendmacro.com

Europe data: at a glance

Manufacturing	Last	Prev	13-month history	Services	Last	Prev	13-month history
Eurozone Apr	56.7	56.2		Eurozone Apr	56.4	56.0	
UK Apr	57.3	54.2		UK Apr	55.8	55.0	
Germany Apr	58.2	58.3		Germany Apr	55.4	55.6	
France Apr	55.1	53.3		France Apr	56.7	57.5	
Italy Apr	56.2	55.7		Italy Apr	56.2	52.9	
Spain Apr	54.5	53.9		Spain Apr	57.8	57.4	
Ireland Apr	55.0	53.6		Ireland Apr	61.1	59.1	
Netherlands Apr	57.8	57.8					
Austria Apr	58.1	56.8					
Greece Apr	48.2	46.7					
Czech Rep Apr	57.5	57.5					



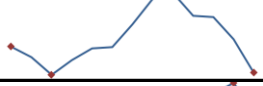




Source: Markit, Various TrendMacro calculations

Eastern Europe data: at a glance

Manufacturing	Last	Prev	13-mo history	Services	Last	Prev	13-mo history
Russia Apr	50.8	52.4		Russia Apr	56.1	56.6	
Poland Apr	54.1	51.7					
Turkey Apr	53.5	52.3					

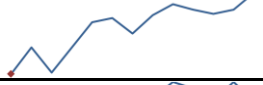

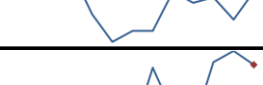




Source: Markit, TrendMacro calculations

China data: at a glance

Manufacturing	Apr	Prev	13-month history	Services	Apr	Prev	13-month history
China	51.2	51.8		China	54.0	55.1	
Prices paid	51.8	59.3					
Employment	49.2	50.0		Employment	49.5	49.1	
Orders	52.3	53.3		Orders	50.5	51.9	

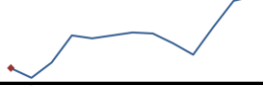
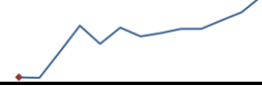
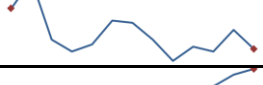

Source: China Federation of Logistics and Purchasing, TrendMacro calculations

Asia data: at a glance

Manufacturing	Last	Prev	13-mo history	Services	Last	Prev	13-mo history
Hong Kong Apr	51.1	49.9					
Taiwan Apr	54.4	56.2					
S. Korea Apr	49.4	48.4					
Vietnam Apr	54.1	54.6					
India Apr	52.5	52.5		India Apr	50.2	51.5	
Indonesia Apr	51.2	50.5					

Source: Markit, TrendMacro calculations

Americas data: at a glance

Manufacturing	Last	Prev	13-mo history	Services	Last	Prev	13-mo history
Brazil Apr	50.1	49.6		Brazil Apr	50.3	47.7	
Mexico Apr	50.7	51.5					
Canada Apr	55.9	55.5					

Source: Markit, TrendMacro calculations

Middle East/Africa data: at a glance

Manufacturing	Last	Prev	13-mo history
Saudi Arabia Apr	56.5	56.4	
UA Emirates Apr	56.1	56.2	
Egypt Apr	47.4	45.9	
S. Africa Apr	50.3	50.7	

Source: Markit, TrendMacro calculations