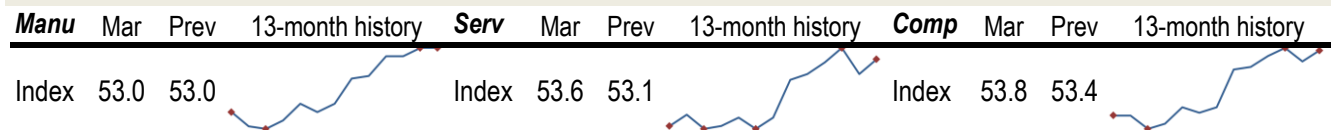


Data Insights: Global PMI

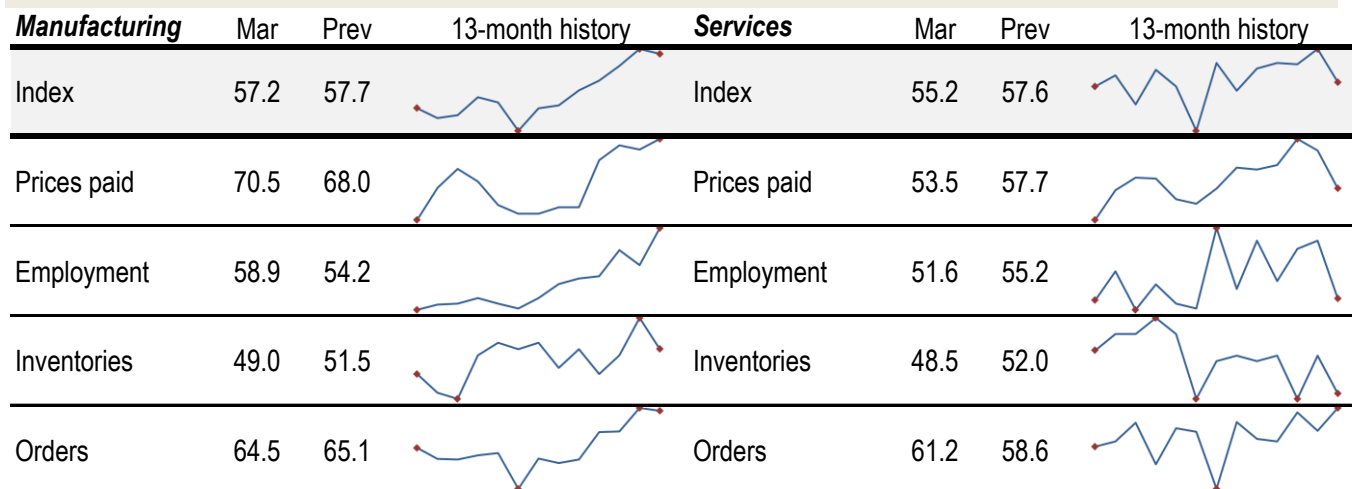
Wednesday, April 5, 2017

Worldwide aggregate data: at a glance



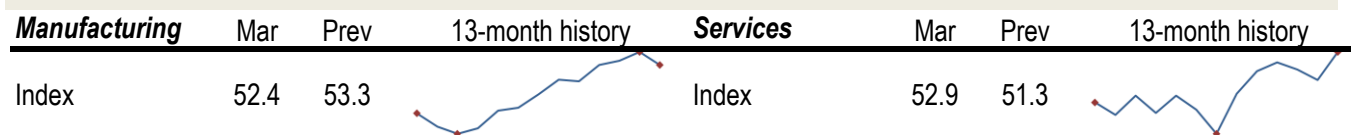
Source: JPMorgan, TrendMacro calculations

US data: at a glance



Source: Institute of Supply Management, TrendMacro calculations

Japan data: at a glance



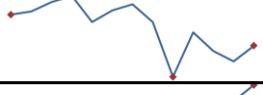
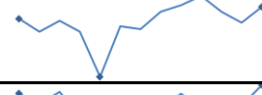
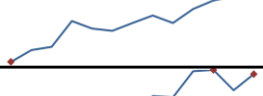
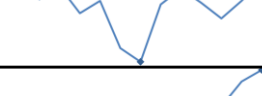
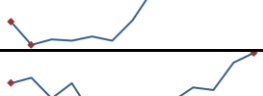

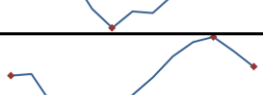

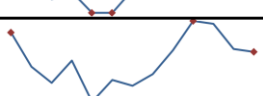
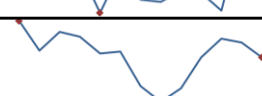
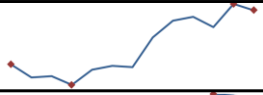




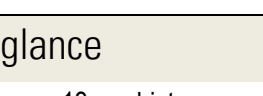


Source: Markit/Nomura, TrendMacro calculations

For more information contact us:


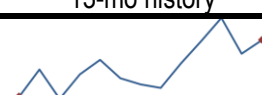
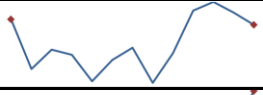

Donald Luskin: 312 273 6766 don@trendmacro.com
 Thomas Demas: 704 552 3625 tdemas@trendmacro.com

Europe data: at a glance

Manufacturing	Last	Prev	13-month history	Services	Last	Prev	13-month history
Eurozone Mar	56.2	55.4		Eurozone Mar	56.0	55.5	
UK Mar	54.2	54.5		UK Mar	55.0	53.3	
Germany Mar	58.3	56.8		Germany Mar	55.6	54.4	
France Mar	53.3	52.2		France Mar	57.5	56.4	
Italy Mar	55.7	55.0		Italy Mar	52.9	54.1	
Spain Mar	53.9	54.8		Spain Mar	57.4	57.7	
Ireland Mar	53.6	53.8		Ireland Mar	59.1	60.6	
Netherlands Mar	57.8	58.3					
Austria Mar	56.8	57.2					
Greece Mar	46.7	47.7					
Czech Rep Mar	57.5	57.6					



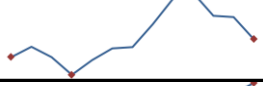




Source: Markit, Various TrendMacro calculations

Eastern Europe data: at a glance

Manufacturing	Last	Prev	13-mo history	Services	Last	Prev	13-mo history
Russia Mar	52.4	52.5		Russia Mar	56.6	55.5	
Poland Mar	53.5	52.3					
Turkey Mar	54.2	49.7					

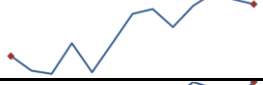




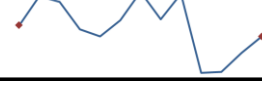

Source: Markit, TrendMacro calculations

China data: at a glance

Manufacturing	Mar	Prev	13-month history	Services	Mar	Prev	13-month history
China	51.8	51.6		China	55.1	54.2	
Prices paid	59.3	64.2					
Employment	50.0	49.7		Employment	49.1	49.7	
Orders	53.3	53.0		Orders	51.9	51.2	

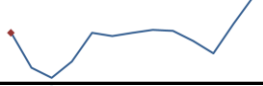
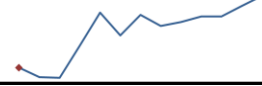
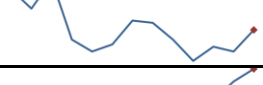

Source: China Federation of Logistics and Purchasing, TrendMacro calculations

Asia data: at a glance

Manufacturing	Last	Prev	13-mo history	Services	Last	Prev	13-mo history
Hong Kong Feb	49.6	49.9					
Taiwan Mar	56.2	54.5					
S. Korea Mar	48.4	49.2					
Vietnam Mar	54.6	54.2					
India Mar	52.5	50.7		India Feb	50.3	48.7	
Indonesia Mar	50.5	49.3					

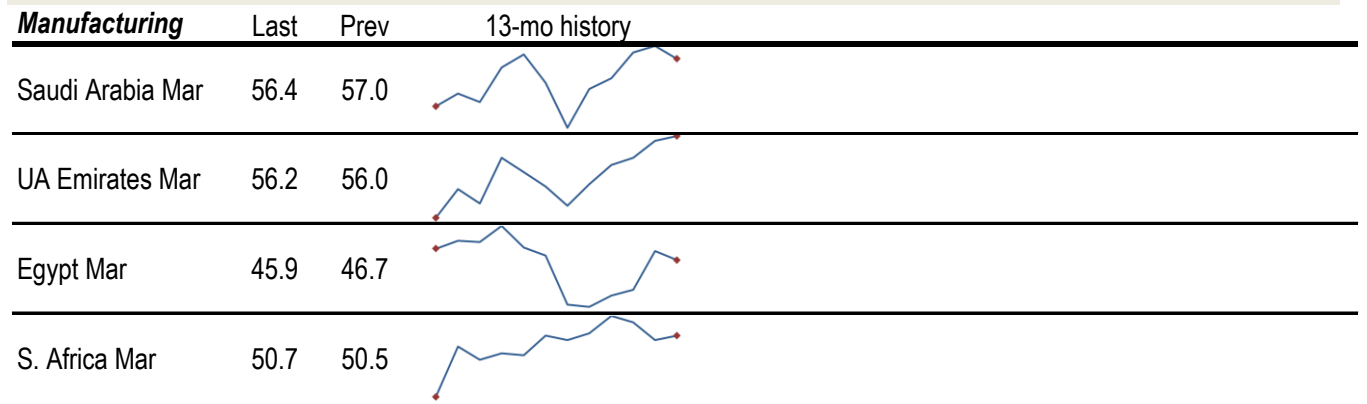
Source: Markit, TrendMacro calculations

Americas data: at a glance

Manufacturing	Last	Prev	13-mo history	Services	Last	Prev	13-mo history
Brazil Mar	49.6	46.9		Brazil Mar	47.7	46.4	
Mexico Mar	51.5	50.6					
Canada Mar	55.5	54.7					

Source: Markit, TrendMacro calculations

Middle East/Africa data: at a glance



Source: Markit, TrendMacro calculations