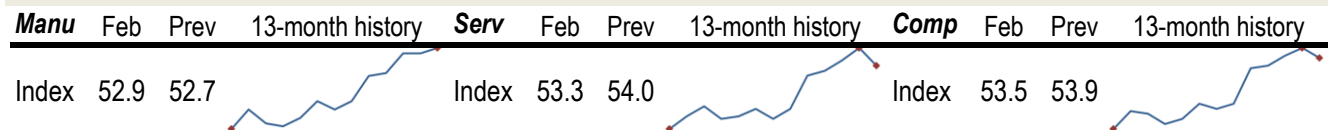


Data Insights: Global PMI

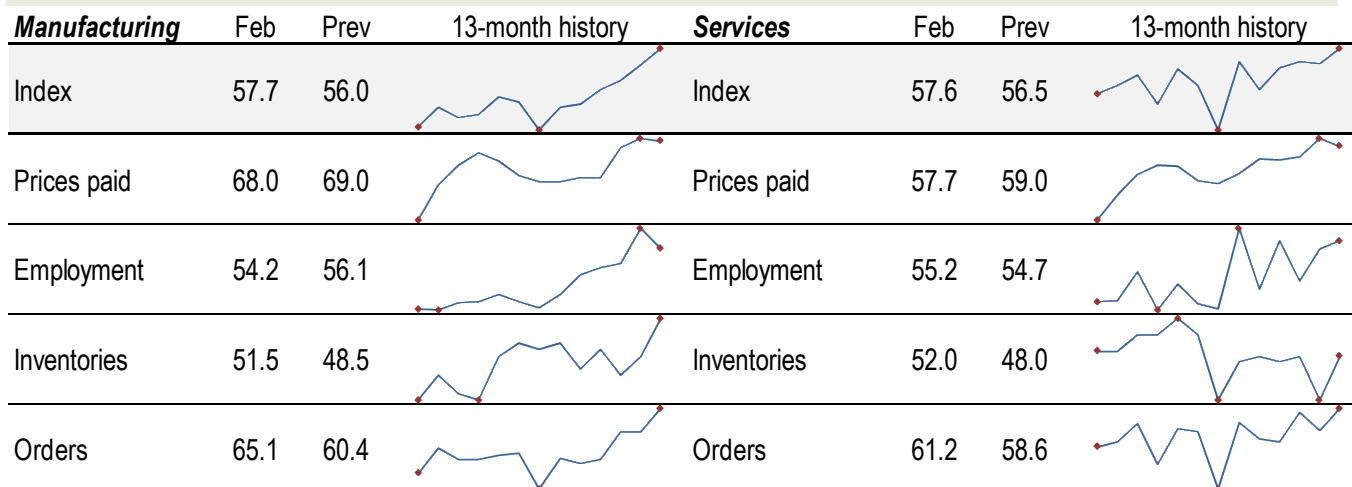
Friday, March 3, 2017

Worldwide aggregate data: at a glance



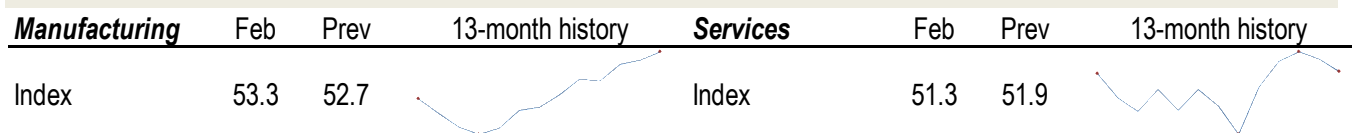
Source: JPMorgan, TrendMacro calculations

US data: at a glance



Source: Institute of Supply Management, TrendMacro calculations

Japan data: at a glance



Source: Markit/Nomura, TrendMacro calculations

For more information contact us:

Donald Luskin: 312 273 6766 don@trendmacro.com
 Thomas Demas: 704 552 3625 tdemas@trendmacro.com

Europe data: at a glance

Manufacturing	Last	Prev	13-month history	Services	Last	Prev	13-month history
Eurozone Feb	55.4	55.2		Eurozone Feb	55.5	53.7	
UK Feb	54.6	55.7		UK Feb	53.3	54.5	
Germany Feb	56.8	56.4		Germany Feb	54.4	53.4	
France Feb	52.2	53.6		France Feb	56.4	54.1	
Italy Feb	55.0	53.0		Italy Feb	54.1	52.4	
Spain Feb	54.8	55.6		Spain Feb	57.7	54.2	
Ireland Feb	53.8	55.5		Ireland Feb	60.6	61.0	
Netherlands Feb	58.3	56.5					
Austria Feb	57.2	57.3					
Greece Feb	47.7	46.6					
Czech Rep Feb	57.6	55.7					

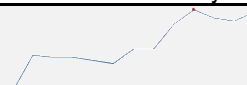
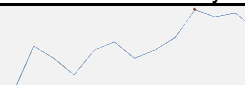
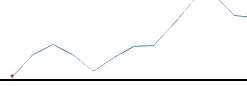
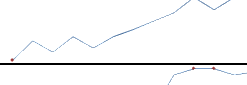
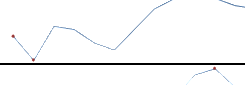


Source: Markit, Various TrendMacro calculations

Eastern Europe data: at a glance

Manufacturing	Last	Prev	13-mo history	Services	Last	Prev	13-mo history
Russia Feb	52.5	54.7		Russia Feb	55.5	58.4	
Poland Feb	54.2	49.7					
Turkey Feb	54.8	48.7					

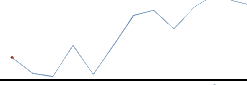


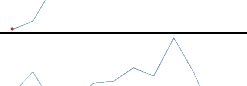
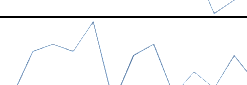
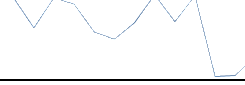

Source: Markit, TrendMacro calculations

China data: at a glance

Manufacturing	Feb	Prev	13-month history	Services	Feb	Prev	13-month history
China	51.6	51.3		China	54.2	54.6	
Prices paid	64.2	64.5					
Employment	49.7	49.2		Employment	49.7	49.8	
Orders	53.0	52.8		Orders	51.2	51.3	

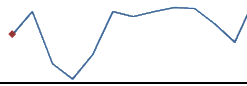

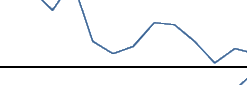

Source: China Federation of Logistics and Purchasing, TrendMacro calculations

Asia data: at a glance

Manufacturing	Last	Prev	13-mo history	Services	Last	Prev	13-mo history
Hong Kong Feb	49.6	49.9					
Taiwan Feb	54.5	55.6					
S. Korea Feb	49.2	49.0					
Vietnam Feb	54.2	51.9					
India Feb	50.7	50.4		India Jan	48.7	46.8	
Indonesia Feb	49.3	50.4					

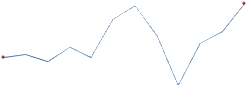
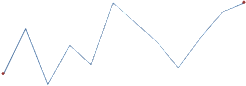
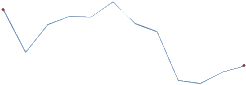

Source: Markit, TrendMacro calculations

Americas data: at a glance

Manufacturing	Last	Prev	13-mo history	Services	Last	Prev	13-mo history
Brazil Feb	46.9	44.0		Brazil Jan	45.1	45.1	
Mexico Feb	50.6	50.8					
Canada Feb	54.7	53.5					

Source: Markit, TrendMacro calculations

Middle East/Africa data: at a glance

Manufacturing	Last	Prev	13-mo history
Saudi Arabia Jan	56.7	55.5	
UA Emirates Jan	55.3	55.0	
Egypt Jan	43.3	42.8	
S. Africa Jan	51.3	51.6	

Source: Markit, TrendMacro calculations