




Data Insights: Global PMI



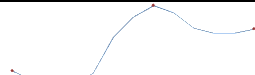
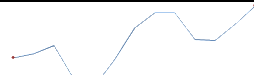
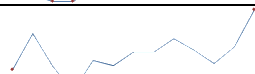

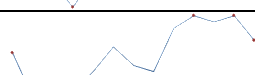
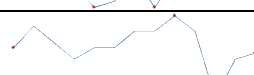
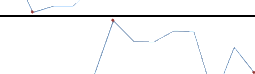
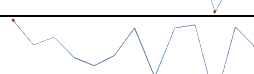
Thursday, November 3, 2016

Worldwide aggregate data: at a glance

Manu	Oct	Prev	13-month history	Serv	Oct	Prev	13-month history	Comp	Oct	Prev	13-month history
Index	52.0	51.0		Index	53.2	51.6		Index	53.3	51.7	



Source: JPMorgan, TrendMacro calculations

US data: at a glance

Manufacturing	Oct	Prev	13-month history	Services	Oct	Prev	13-month history
Index	51.9	51.5		Index	54.8	57.1	
Prices paid	54.5	53.0		Prices paid	56.6	54.0	
Employment	52.9	49.7		Employment	53.1	57.2	
Inventories	47.5	49.5		Inventories	52.0	51.5	
Orders	52.1	55.1		Orders	57.7	60.0	

Source: Institute of Supply Management, TrendMacro calculations

Japan data: at a glance




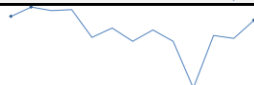

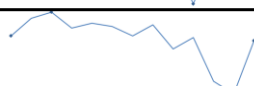
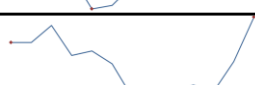






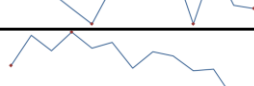

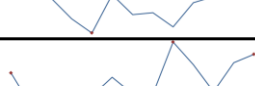


Manufacturing	Oct	Prev	13-month history	Services	Oct	Prev	13-month history
Index	51.4	50.4		Index	50.5	48.2	

Source: Markit/Nomura, TrendMacro calculations

For more information contact us:


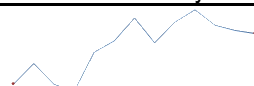
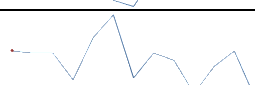
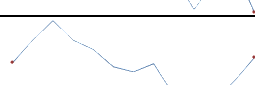
Donald Luskin: 312 273 6766 don@trendmacro.com
 Thomas Demas: 704 552 3625 tdemas@trendmacro.com

Europe data: at a glance

Manufacturing	Last	Prev	13-month history	Services	Last	Prev	13-month history
Eurozone Oct	53.5	52.6		Eurozone Oct	52.8	52.2	
UK Oct	54.3	55.5		UK Oct	54.5	52.6	
Germany Oct	55.0	54.3		Germany Oct	54.2	50.9	
France Oct	51.8	49.7		France Oct	51.4	53.3	
Italy Oct	50.9	51.0		Italy Oct	51.0	50.7	
Spain Oct	53.3	52.3		Spain Oct	54.6	54.7	
Ireland Oct	52.1	51.3		Ireland Oct	54.6	56.2	
Netherlands Oct	55.7	53.4					
Austria Oct	53.9	53.5					
Greece Oct	48.6	49.2					
Czech Rep Oct	53.3	52.0					



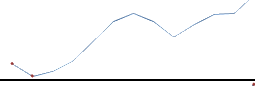
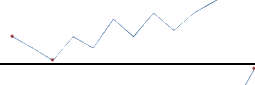
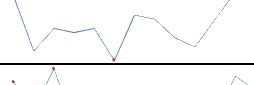

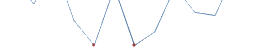
Source: Markit, Various TrendMacro calculations

Eastern Europe data: at a glance

Manufacturing	Last	Prev	13-mo history	Services	Last	Prev	13-mo history
Russia Oct	52.4	51.1		Russia Oct	52.7	53.0	
Poland Oct	50.2	49.8					
Turkey Oct	52.2	48.3					

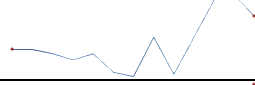
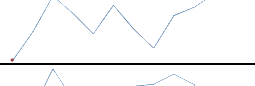


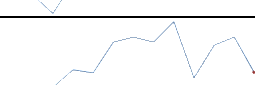


Source: Markit, TrendMacro calculations

China data: at a glance

Manufacturing	Oct	Prev	13-month history	Services	Oct	Prev	13-month history
China	51.2	50.4		China	54.0	53.7	
Prices paid	62.6	57.5					
Employment	48.8	48.6		Employment	50.0	49.7	
Orders	52.8	50.9		Orders	50.9	51.4	

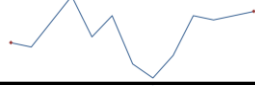
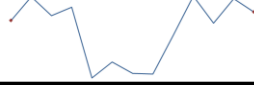


Source: China Federation of Logistics and Purchasing, TrendMacro calculations

Asia data: at a glance

Manufacturing	Last	Prev	13-mo history	Services	Last	Prev	13-mo history
Hong Kong Oct	48.2	49.3					
Taiwan Oct	52.7	52.2					
S. Korea Oct	48.0	47.6					
Vietnam Oct	51.7	52.9					
India Oct	54.4	52.1		India Oct	54.5	52	
Indonesia Oct	48.7	50.9					


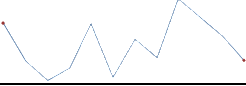
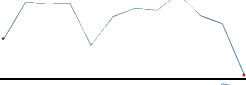
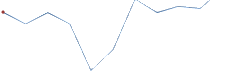
Source: Markit, TrendMacro calculations

Americas data: at a glance

Manufacturing	Last	Prev	13-mo history	Services	Last	Prev	13-mo history
Brazil Oct	46.3	46.0		Brazil Oct	43.9	45.3	
Mexico Oct	51.8	51.9					
Canada Oct	51.1	50.3					

Source: Markit, TrendMacro calculations

Middle East/Africa data: at a glance

Manufacturing	Last	Prev	13-mo history
Saudi Arabia Oct	53.2	55.3	
UA Emirates Oct	53.3	54.1	
Egypt Oct	42.0	46.3	
S. Africa Oct	50.5	50.7	

Source: Markit, TrendMacro calculations