
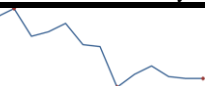



## Data Insights: Global PMI


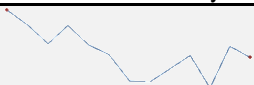
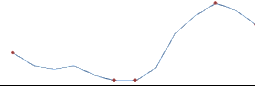
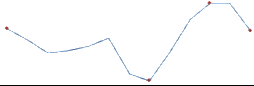
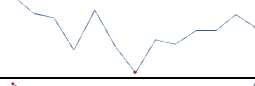
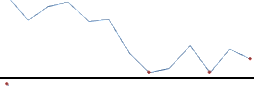
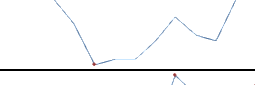
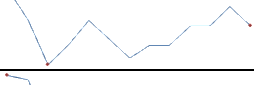


Wednesday, August 3, 2016

### Worldwide aggregate data: at a glance

<b>Manu</b>	Jul	Prev	13-month history	<b>Serv</b>	Jul	Prev	13-month history	<b>Comp</b>	Jul	Prev	13-month history
Index	51.0	50.4		Index	51.3	51.3		Index	51.4	51.2	

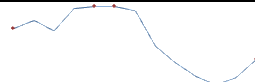
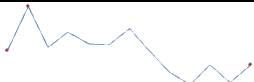
Source: JPMorgan, TrendMacro calculations

### US data: at a glance

<b>Manufacturing</b>	Jul	Prev	13-month history	<b>Services</b>	Jul	Prev	13-month history
Index	52.6	53.2		Index	55.5	56.5	
Prices paid	55.0	60.5		Prices paid	51.9	55.5	
Employment	49.4	50.4		Employment	51.4	52.7	
Inventories	49.5	48.5		Inventories	54.0	55.5	
Orders	56.9	57.0		Orders	60.3	59.9	

Source: Institute of Supply Management, TrendMacro calculations

### Japan data: at a glance

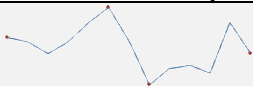
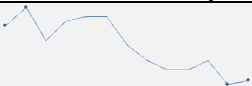

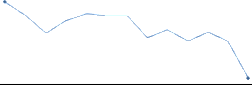
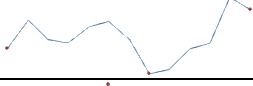
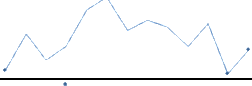

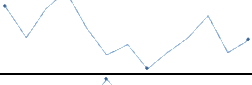
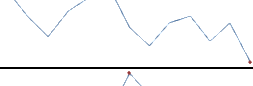


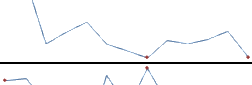
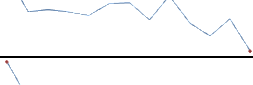

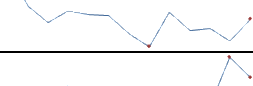


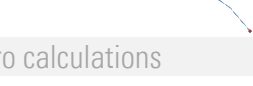
<b>Manufacturing</b>	Jul	Prev	13-month history	<b>Services</b>	Jul	Prev	13-month history
Index	49.3	48.1		Index	50.4	49.4	

Source: Markit/Nomura, TrendMacro calculations

#### For more information contact us:

Donald Luskin: 312 273 6766 [don@trendmacro.com](mailto:don@trendmacro.com)  
 Thomas Demas: 704 552 3625 [tdemas@trendmacro.com](mailto:tdemas@trendmacro.com)

## Europe data: at a glance

<b>Manufacturing</b>	Last	Prev	13-month history	<b>Services</b>	Last	Prev	13-month history
Eurozone Jul	52.0	52.8		Eurozone Jul	52.9	52.8	
UK Jul	48.2	52.4		UK Jul	47.4	52.3	
Germany Jul	53.8	54.5		Germany Jul	54.4	53.7	
France Jul	48.6	48.3		France Jul	50.5	49.9	
Italy Jul	51.2	53.5		Italy Jul	52.0	51.9	
Spain Jul	51.0	52.2		Spain Jul	54.1	56.0	
Ireland Jul	50.2	53.0		Ireland Jun	61.2	61.7	
Netherlands Jul	53.2	52.0					
Austria Jul	53.4	54.5					
Greece Jul	48.7	50.4					
Czech Rep Jul	49.3	51.8					


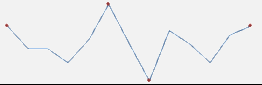
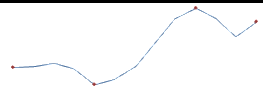


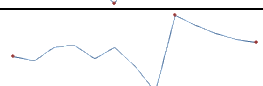
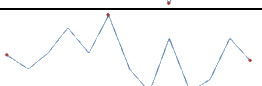
Source: Markit, Various TrendMacro calculations

## Eastern Europe data: at a glance

<b>Manufacturing</b>	Last	Prev	13-mo history	<b>Services</b>	Last	Prev	13-mo history
Russia Jul	49.5	51.5		Russia Jul	55.0	53.8	
Poland Jul	50.3	47.6					
Turkey Jul	51.8	47.4					

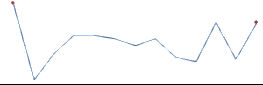
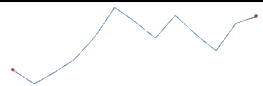
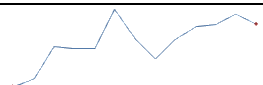
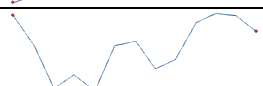

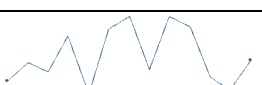

Source: Markit, TrendMacro calculations

## China data: at a glance

<b>Manufacturing</b>	Jul	Prev	13-month history	<b>Services</b>	Jul	Prev	13-month history
China	49.9	50.0		China	53.9	53.7	
Prices paid	54.6	51.3					
Employment	48.2	47.9		Employment	48.5	48.7	
Orders	50.4	50.5		Orders	49.9	50.8	



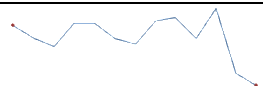

Source: China Federation of Logistics and Purchasing, TrendMacro calculations

## Asia data: at a glance

<b>Manufacturing</b>	Last	Prev	13-mo history	<b>Services</b>	Last	Prev	13-mo history
Hong Kong Jul	47.2	45.4					
Taiwan Jul	51.0	50.5					
S. Korea Jul	50.1	50.5					
Vietnam Jul	51.9	52.6					
India Jul	51.8	51.7		India Jul	51.9	50.3	
Indonesia Jul	48.4	51.9					

Source: Markit, TrendMacro calculations

## Americas data: at a glance

<b>Manufacturing</b>	Last	Prev	13-mo history	<b>Services</b>	Last	Prev	13-mo history
Brazil Jul	46.0	43.2		Brazil Jul	45.6	41.4	
Mexico Jul	50.6	51.1					
Canada Jul	51.9	51.8					

Source: Markit, TrendMacro calculations

## Middle East/Africa data: at a glance

<b>Manufacturing</b>	Last	Prev	13-mo history
Saudi Arabia Jul	56.0	54.4	
UA Emirates Jul	55.3	53.4	
Egypt Jul	48.9	47.5	
S. Africa Jul	49.9	49.6	

Source: Markit, TrendMacro calculations