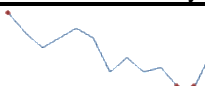
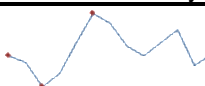
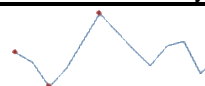


## Data Insights: Global PMI



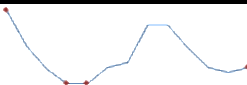
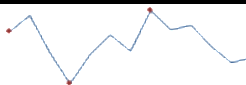
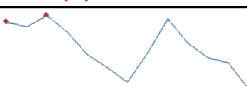
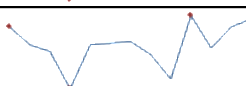
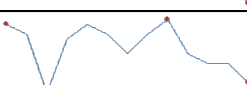



Wednesday, November 4, 2015

### Worldwide aggregate data: at a glance

<b>Manu</b>	Oct	Prev	13-month history	<b>Serv</b>	Oct	Prev	13-month history	<b>Comp</b>	Oct	Prev	13-month history
Index	51.4	50.7		Index	53.7	53.3		Index	53.4	52.8	

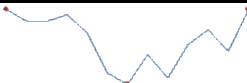

Source: JPMorgan, TrendMacro calculations

### US data: at a glance

<b>Manufacturing</b>	Oct	Prev	13-month history	<b>Services</b>	Oct	Prev	13-month history
Index	50.1	50.2		Index	59.1	56.9	
Prices paid	39.0	38.0		Prices paid	49.1	48.4	
Employment	47.6	50.5		Employment	59.2	58.3	
Inventories	46.5	48.5		Inventories	52.5	51.0	
Orders	52.9	50.1		Orders	62.0	56.7	

Source: Institute of Supply Management, TrendMacro calculations

### Japan data: at a glance

<b>Manufacturing</b>	Oct	Prev	13-month history	<b>Services</b>	Oct	Prev	13-month history
Index	52.4	51.0		Index	52.2	51.4	

Source: Markit/Nomura, TrendMacro calculations

#### For more information contact us:

Donald Luskin: 312 273 6766 [don@trendmacro.com](mailto:don@trendmacro.com)  
 Thomas Demas: 704 552 3625 [tdemas@trendmacro.com](mailto:tdemas@trendmacro.com)

## Europe data: at a glance

<b>Manufacturing</b>	Last	Prev	13-month history	<b>Services</b>	Last	Prev	13-month history
Eurozone Oct	52.3	52.0		Eurozone Oct	54.1	53.7	
UK Oct	55.5	51.8		UK Oct	54.9	53.3	
Germany Oct	52.1	52.3		Germany Oct	54.5	54.1	
France Oct	50.6	50.6		France Oct	52.7	51.9	
Italy Oct	54.1	52.7		Italy Oct	53.4	53.3	
Spain Oct	51.3	51.7		Spain Oct	55.9	55.1	
Ireland Oct	53.6	53.8		Ireland Oct	60.1	62.4	
Netherlands Oct	53.7	53.0					
Austria Oct	53.0	52.5					
Greece Oct	47.3	43.3					
Czech Rep Oct	54.0	55.5					




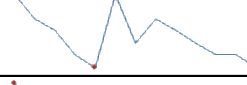

Source: Markit, Various TrendMacro calculations

## Eastern Europe data: at a glance

<b>Manufacturing</b>	Last	Prev	13-mo history	<b>Services</b>	Last	Prev	13-mo history
Russia Oct	50.2	49.1		Russia Oct	47.8	51.3	
Poland Oct	52.2	49.5					
Turkey Oct	50.9	48.8					

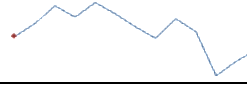

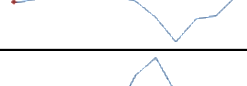

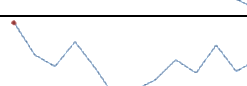
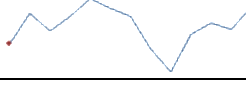

Source: Markit, TrendMacro calculations

## China data: at a glance

<b>Manufacturing</b>	Oct	Prev	13-month history	<b>Services</b>	Oct	Prev	13-month history
China	49.8	49.8		China	53.1	53.4	
Prices paid	44.4	45.8					
Employment	47.8	47.9					
Orders	50.3	50.2					

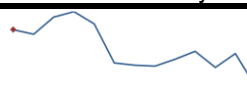
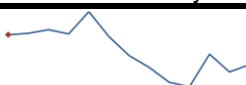
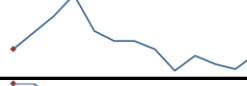

Source: China Federation of Logistics and Purchasing, TrendMacro calculations

## Asia data: at a glance

<b>Manufacturing</b>	Last	Prev	13-mo history	<b>Services</b>	Last	Prev	13-mo history
Hong Kong Oct	46.6	45.7					
Taiwan Oct	47.8	46.9					
S. Korea Oct	49.1	49.2					
Vietnam Oct	50.1	49.5					
India Oct	50.7	51.2		India Oct	53.2	51.3	
Indonesia Oct	47.8	47.4					

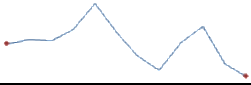
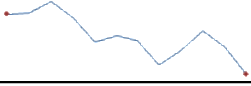


Source: Markit, TrendMacro calculations

## Americas data: at a glance

<b>Manufacturing</b>	Last	Prev	13-mo history	<b>Services</b>	Last	Prev	13-mo history
Brazil Oct	44.1	47.0		Brazil Oct	43.0	41.7	
Mexico Oct	53.0	52.1					
Canada Oct	48.0	48.6					

Source: Markit, TrendMacro calculations

## Middle East/Africa data: at a glance

<b>Manufacturing</b>	Last	Prev	13-mo history
Saudi Arabia Oct	55.7	56.5	
UA Emirates Oct	54.0	56.0	
Egypt Oct	47.2	50.2	
S. Africa Oct	47.5	47.9	

Source: Markit, TrendMacro calculations