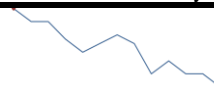
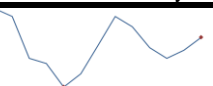
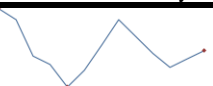


## Data Insights: Global PMI



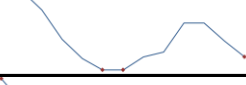
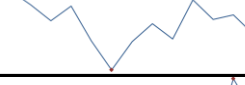
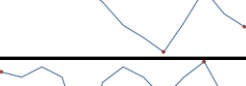
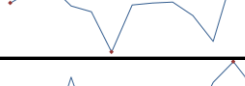

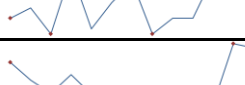


Thursday, September 3, 2015

### Worldwide aggregate data: at a glance

<b>Manu</b>	Aug	Prev	13-month history	<b>Serv</b>	Aug	Prev	13-month history	<b>Comp</b>	Aug	Prev	13-month history
Index	50.7	51.0		Index	54.4	53.9		Index	53.7	53.4	

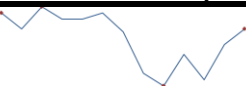
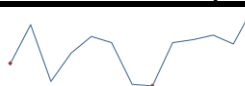
Source: JPMorgan, TrendMacro calculations

### US data: at a glance

<b>Manufacturing</b>	Aug	Prev	13-month history	<b>Services</b>	Aug	Prev	13-month history
Index	51.1	52.7		Index	59.0	60.3	
Prices paid	39.0	44.0		Prices paid	50.8	53.7	
Employment	51.2	52.7		Employment	56.0	59.6	
Inventories	48.5	49.5		Inventories	54.5	57.0	
Orders	51.7	56.5		Orders	63.4	63.8	

Source: Institute of Supply Management, TrendMacro calculations

### Japan data: at a glance



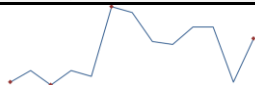


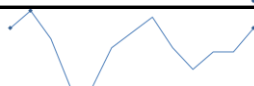




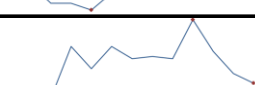

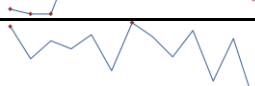




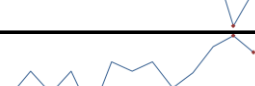
<b>Manufacturing</b>	Aug	Prev	13-month history	<b>Services</b>	Aug	Prev	13-month history
Index	51.7	51.2		Index	53.7	51.2	

Source: Markit/Nomura, TrendMacro calculations

#### For more information contact us:



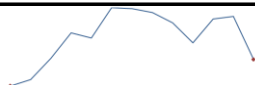

Donald Luskin: 312 273 6766 [don@trendmacro.com](mailto:don@trendmacro.com)  
 Thomas Demas: 704 552 3625 [tdemas@trendmacro.com](mailto:tdemas@trendmacro.com)

## Europe data: at a glance

<b>Manufacturing</b>	Last	Prev	13-month history	<b>Services</b>	Last	Prev	13-month history
Eurozone Aug	52.3	52.4		Eurozone Aug	54.4	54.0	
UK Aug	51.5	51.9		UK Aug	55.6	57.4	
Germany Aug	53.3	51.8		Germany Aug	54.9	53.8	
France Aug	48.3	49.6		France Aug	50.6	52.0	
Italy Aug	53.8	55.3		Italy Aug	54.6	52.0	
Spain Aug	53.2	53.6		Spain Aug	59.6	59.7	
Ireland Aug	53.6	56.7		Ireland Aug	62.1	63.4	
Netherlands Aug	53.9	56.0					
Austria Aug	50.5	52.4					
Greece Aug	39.1	30.2					
Czech Rep Aug	56.6	57.5					


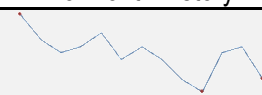
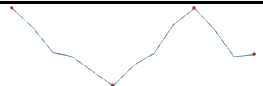
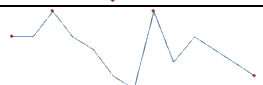
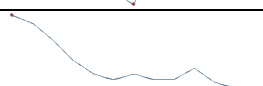
Source: Markit, Various TrendMacro calculations

## Eastern Europe data: at a glance

<b>Manufacturing</b>	Last	Prev	13-mo history	<b>Services</b>	Last	Prev	13-mo history
Russia Aug	47.9	48.3		Russia Aug	49.1	51.6	
Poland Aug	51.1	49.3					
Turkey Aug	54.5	50.1					


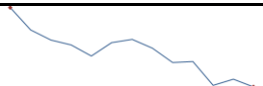
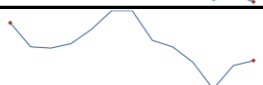


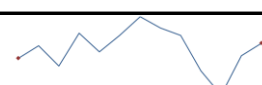

Source: Markit, TrendMacro calculations

## China data: at a glance

<b>Manufacturing</b>	Aug	Prev	13-month history	<b>Services</b>	Aug	Prev	13-month history
China	49.7	50.0		China	53.4	53.9	
Prices paid	44.9	44.7					
Employment	47.9	48.0					
Orders	49.7	49.9					

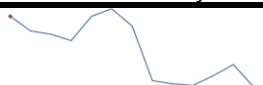
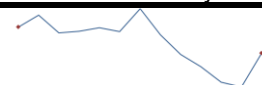
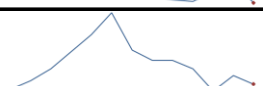

Source: China Federation of Logistics and Purchasing, TrendMacro calculations

## Asia data: at a glance

<b>Manufacturing</b>	Last	Prev	13-mo history	<b>Services</b>	Last	Prev	13-mo history
Hong Kong Jul	48.2	49.2					
Taiwan Aug	46.1	47.1					
S. Korea Aug	47.9	47.6					
Vietnam Aug	51.3	52.6					
India Aug	52.3	52.7		India Aug	51.8	50.8	
Indonesia Aug	48.4	47.3					

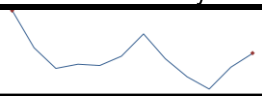
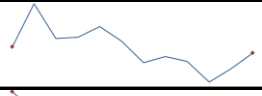


Source: Markit, TrendMacro calculations

## Americas data: at a glance

<b>Manufacturing</b>	Last	Prev	13-mo history	<b>Services</b>	Last	Prev	13-mo history
Brazil Aug	45.8	47.2		Brazil Aug	44.8	39.1	
Mexico Aug	52.4	52.9					
Canada Aug	49.4	50.8					

Source: Markit, TrendMacro calculations

## Middle East/Africa data: at a glance

<b>Manufacturing</b>	Last	Prev	13-mo history
Saudi Arabia Aug	58.7	57.7	
UA Emirates Aug	57.1	55.8	
Egypt Aug	51.2	49.2	
S. Africa Aug	49.3	48.9	

Source: Markit, TrendMacro calculations