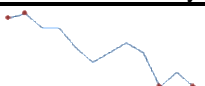
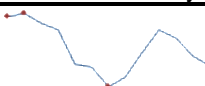
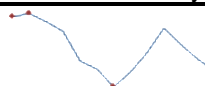


Data Insights: Global PMI



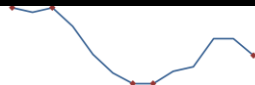

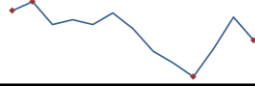

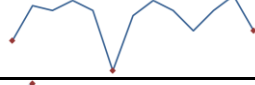
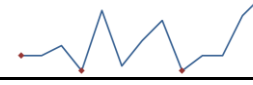


Wednesday, August 5, 2015

Worldwide aggregate data: at a glance

Manu	Jul	Prev	13-month history	Serv	Jun	Prev	13-month history	Comp	Jun	Prev	13-month history
Index	51.0	51.0		Index	53.5	54.0		Index	53.1	53.6	

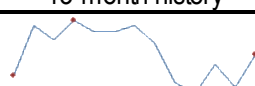
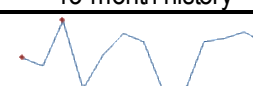
Source: JPMorgan, TrendMacro calculations

US data: at a glance

Manufacturing	Jul	Prev	13-month history	Services	Jul	Prev	13-month history
Index	52.7	53.5		Index	60.3	56.0	
Prices paid	44.0	49.5		Prices paid	53.7	53.0	
Employment	52.7	55.5		Employment	59.6	52.7	
Inventories	49.5	53.0		Inventories	57.0	55.0	
Orders	56.5	56.0		Orders	63.8	58.3	

Source: Institute of Supply Management, TrendMacro calculations

Japan data: at a glance



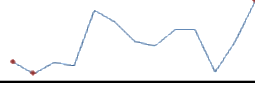
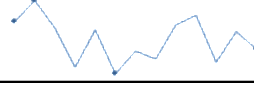
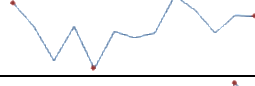
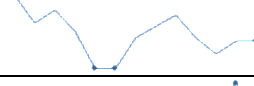
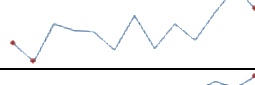

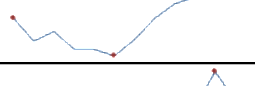
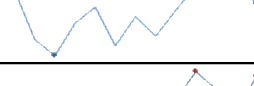
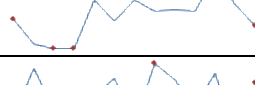
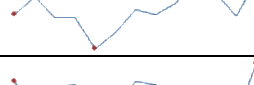


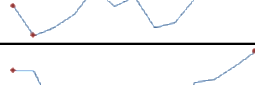
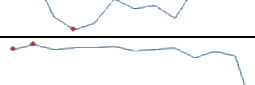


Manufacturing	Jul	Prev	13-month history	Services	Jul	Prev	13-month history
Index	51.2	50.1		Index	51.2	51.8	

Source: Markit/Nomura, TrendMacro calculations

For more information contact us:

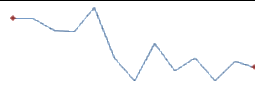



Donald Luskin: 312 273 6766 don@trendmacro.com
 Thomas Demas: 704 552 3625 tdemas@trendmacro.com

Europe data: at a glance

Manufacturing	Last	Prev	13-month history	Services	Last	Prev	13-month history
Eurozone Jul	52.4	52.5		Eurozone Jul	54.0	54.4	
UK Jul	51.9	51.4		UK Jul	57.4	58.5	
Germany Jul	51.8	51.9		Germany Jul	53.8	53.8	
France Jul	49.6	50.7		France Jul	52.0	54.1	
Italy Jul	55.3	54.1		Italy Jul	52.0	53.4	
Spain Jul	53.6	54.5		Spain Jul	59.7	56.1	
Ireland Jul	56.7	54.6		Ireland Jun	63.3	61.4	
Netherlands Jul	56.0	56.2					
Austria Jul	52.4	51.2					
Greece Jul	30.2	46.9					
Czech Rep Jul	57.5	56.9					



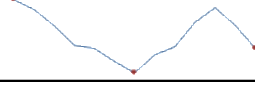
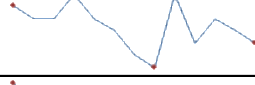

Source: Markit, Various TrendMacro calculations

Eastern Europe data: at a glance

Manufacturing	Last	Prev	13-mo history	Services	Last	Prev	13-mo history
Russia Jul	48.3	48.7		Russia Jul	51.6	49.5	
Poland Jul	54.5	50.1					
Turkey Jul	54.3	49.0					

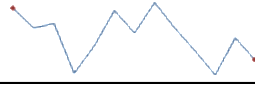

Source: Markit, TrendMacro calculations

China data: at a glance

Manufacturing	Jul	Prev	13-month history	Services	Jul	Prev	13-month history
China	50.0	50.2		China	53.9	53.8	
Prices paid	44.7	47.3					
Employment	48.0	48.1					
Orders	49.9	50.1					

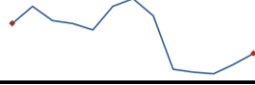
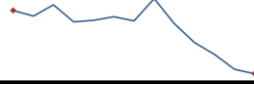


Source: China Federation of Logistics and Purchasing, TrendMacro calculations

Asia data: at a glance

Manufacturing	Last	Prev	13-mo history	Services	Last	Prev	13-mo history
Hong Kong Jul	48.2	49.2					
Taiwan Jul	47.1	46.3					
S. Korea Jul	47.6	46.1					
Vietnam Jul	52.6	52.2					
India Jul	52.7	51.3		India Jul	50.8	47.7	
Indonesia Jul	47.3	47.8					

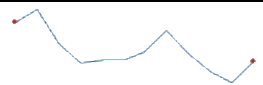
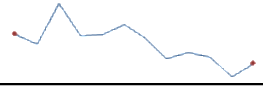
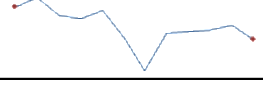

Source: Markit, TrendMacro calculations

Americas data: at a glance

Manufacturing	Last	Prev	13-mo history	Services	Last	Prev	13-mo history
Brazil Jul	47.2	46.5		Brazil Jul	39.1	39.9	
Mexico Jul	52.9	52.0					
Canada Jul	50.8	51.3					

Source: Markit, TrendMacro calculations

Middle East/Africa data: at a glance

Manufacturing	Last	Prev	13-mo history
Saudi Arabia Jul	57.7	56.1	
UA Emirates Jul	55.8	54.7	
Egypt Jul	49.2	50.2	
S. Africa Jul	48.9	49.2	

Source: Markit, TrendMacro calculations