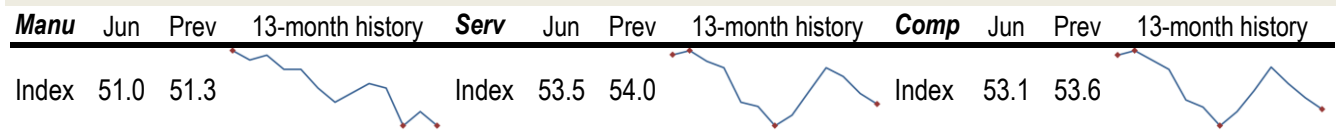


Data Insights: Global PMI

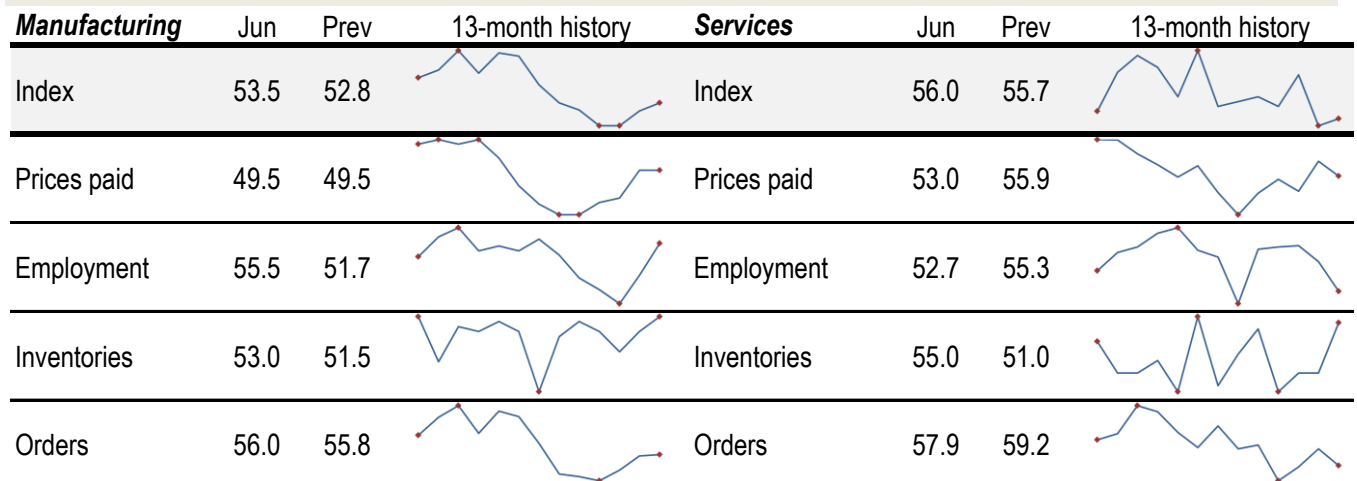
Monday, July 6, 2015

Worldwide aggregate data: at a glance




Source: JPMorgan, TrendMacro calculations

US data: at a glance



Source: Institute of Supply Management, TrendMacro calculations

Japan data: at a glance



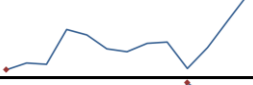
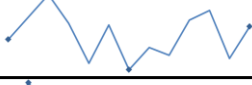
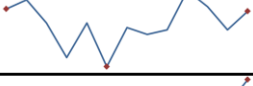
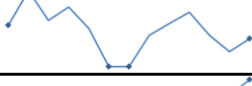
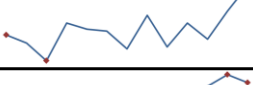

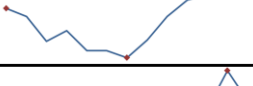
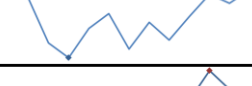
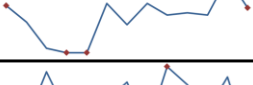
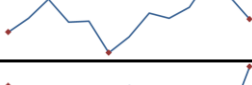

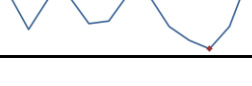
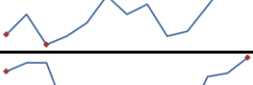
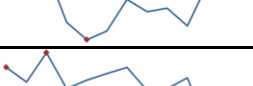




Source: Markit/Nomura, TrendMacro calculations

For more information contact us:





Donald Luskin: 312 273 6766 don@trendmacro.com
 Thomas Demas: 704 552 3625 tdemas@trendmacro.com

Europe data: at a glance

Manufacturing	Last	Prev	13-month history	Services	Last	Prev	13-month history
Eurozone Jun	52.5	52.2		Eurozone Jun	54.4	53.8	
UK Jun	51.4	51.9		UK Jun	58.5	56.5	
Germany Jun	51.9	51.1		Germany Jun	53.8	53.0	
France Jun	50.7	49.4		France Jun	54.1	52.8	
Italy Jun	54.1	54.8		Italy Jun	53.4	52.5	
Spain Jun	54.5	55.8		Spain Jun	56.1	58.4	
Ireland Jun	54.6	57.1		Ireland Jun	63.3	61.4	
Netherlands Jun	56.2	55.5					
Austria Jun	51.2	50.3					
Greece Jun	46.9	48.0					
Czech Rep Jun	56.9	55.5					

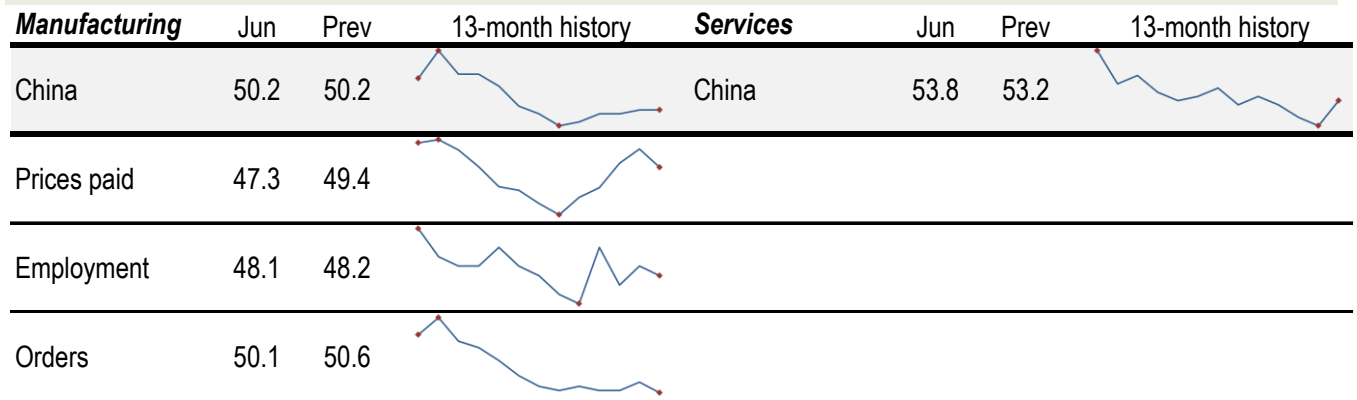
Source: Markit, Various TrendMacro calculations

Eastern Europe data: at a glance

Manufacturing	Last	Prev	13-mo history	Services	Last	Prev	13-mo history
Russia Jun	48.7	47.6		Russia Jun	49.5	52.8	
Poland Jun	54.3	49.0					
Turkey Jun	52.4	50.2					

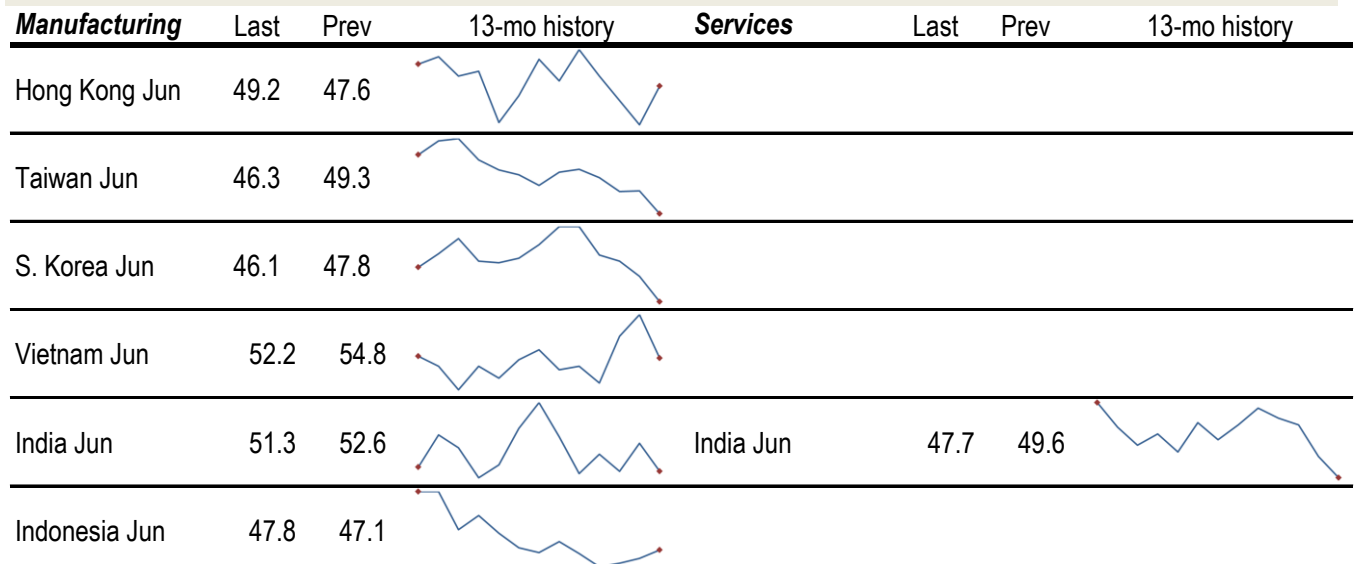
Source: Markit, TrendMacro calculations

China data: at a glance



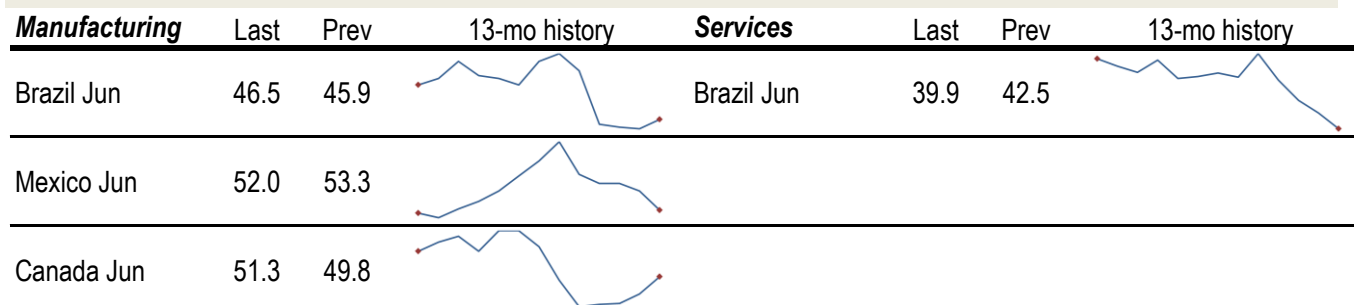
Source: China Federation of Logistics and Purchasing, TrendMacro calculations

Asia data: at a glance




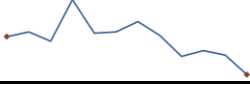


Source: Markit, TrendMacro calculations

Americas data: at a glance



Source: Markit, TrendMacro calculations

Middle East/Africa data: at a glance

Manufacturing	Last	Prev	13-mo history
Saudi Arabia Jun	56.1	57.0	
UA Emirates Jun	54.7	56.4	
Egypt Jun	50.2	49.9	
S. Africa Jun	49.2	50.1	

Source: Markit, TrendMacro calculations