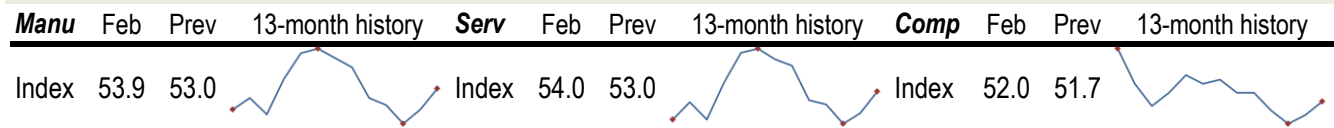


Data Insights: Global PMI

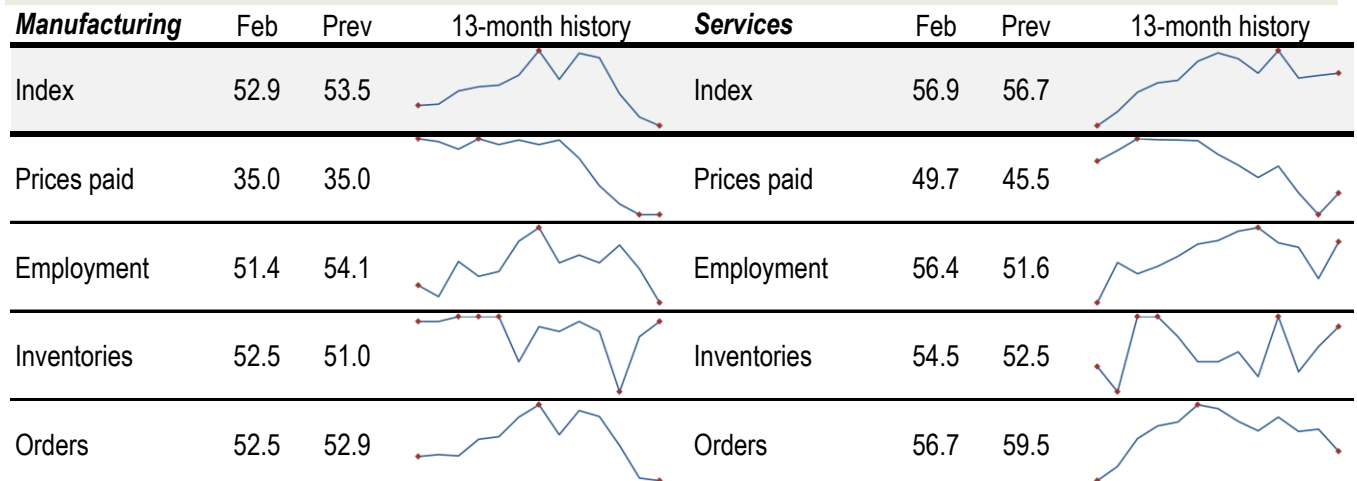
Wednesday, March 4, 2015

Worldwide aggregate data: at a glance



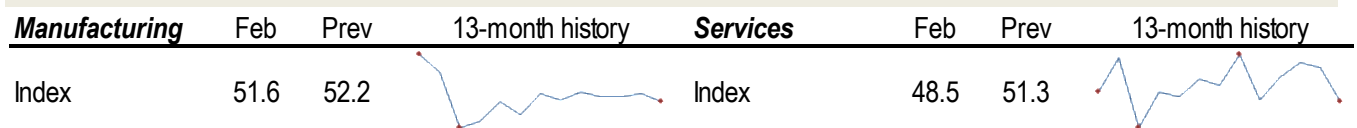
Source: JPMorgan, TrendMacro calculations

US data: at a glance



Source: Institute of Supply Management, TrendMacro calculations

Japan data: at a glance



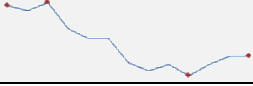
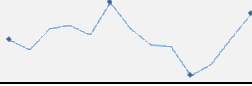
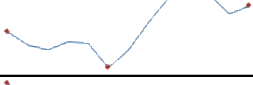
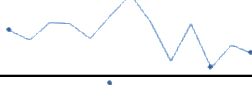
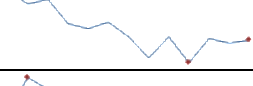
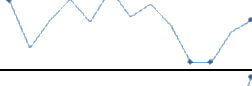
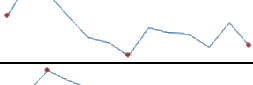
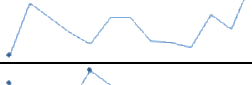
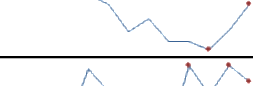
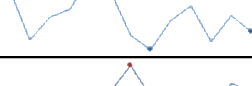

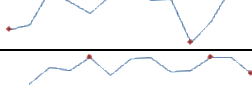
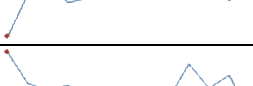
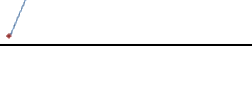
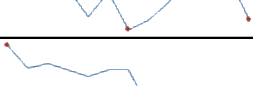
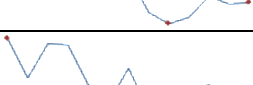

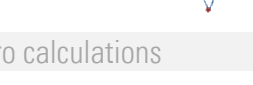
Source: Markit/Nomura, TrendMacro calculations

For more information contact us:

Donald Luskin: 312 273 6766 don@trendmacro.com
 Thomas Demas: 704 552 3625 tdemas@trendmacro.com

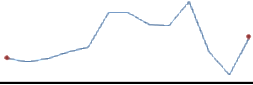
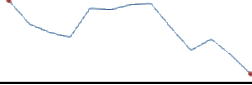
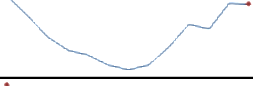

Copyright 2015 Trend Macrolytics LLC. All rights reserved. This document is not to be forwarded to individuals or organizations not authorized by Trend Macrolytics LLC to receive it. For information purposes only; not to be deemed to be recommendations for buying or selling specific securities or to constitute personalized investment advice. Derived from sources deemed to be reliable, but no warranty is made as to accuracy.

Europe data: at a glance

Manufacturing	Last	Prev	13-month history	Services	Last	Prev	13-month history
Eurozone Feb	51.0	51.0		Eurozone Feb	53.7	52.7	
UK Feb	54.1	53.1		UK Feb	56.7	57.2	
Germany Feb	51.1	50.9		Germany Feb	54.7	54.0	
France Feb	47.6	49.2		France Feb	53.4	49.4	
Italy Feb	51.9	49.9		Italy Feb	50.0	51.2	
Spain Feb	54.2	54.7		Spain Feb	56.2	56.7	
Ireland Feb	57.5	55.1		Ireland Feb	61.4	62.5	
Netherlands Feb	52.2	54.1					
Austria Feb	48.7	48.5					
Greece Feb	48.4	48.3					
Czech Rep Feb	55.6	56.1					

Source: Markit, Various TrendMacro calculations

Eastern Europe data: at a glance

Manufacturing	Last	Prev	13-mo history	Services	Last	Prev	13-mo history
Russia Feb	49.7	47.6		Russia Feb	41.3	43.9	
Poland Feb	55.1	49.6					
Turkey Feb	55.2	49.8					

Source: Markit, TrendMacro calculations

China data: at a glance

Manufacturing	Feb 15	Prev	13-month history	Services	Feb 15	Prev	13-month history
China	49.9	49.8		China	53.9	53.7	
Prices paid	43.9	41.9					
Employment	47.8	47.9					
Orders	50.4	50.2					

Source: China Federation of Logistics and Purchasing, TrendMacro calculations

Asia data: at a glance

Manufacturing	Last	Prev	13-mo history	Services	Last	Prev	13-mo history
Hong Kong Feb	50.7	49.4					
Taiwan Feb	52.1	51.7					
S. Korea Feb	51.1	51.1					
Vietnam Feb	51.7	51.5					
India Feb	51.2	52.9		India Feb	53.9	52.4	
Indonesia Feb	47.5	48.5					

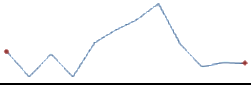
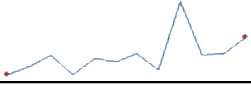
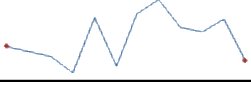

Source: Markit, TrendMacro calculations

Americas data: at a glance

Manufacturing	Last	Prev	13-mo history	Services	Last	Prev	13-mo history
Brazil Feb	49.6	50.7		Brazil Jan	48.4	49.1	
Mexico Feb	54.4	56.6					
Canada Feb	48.7	51.0					

Source: Markit, TrendMacro calculations

Middle East/Africa data: at a glance

Manufacturing	Last	Prev	13-mo history
Saudi Arabia Jan	57.8	57.9	
UA Emirates Jan	59.3	58.4	
Egypt Jan	49.3	51.4	
S. Africa Jan	49.8	50.2	

Source: Markit, TrendMacro calculatio