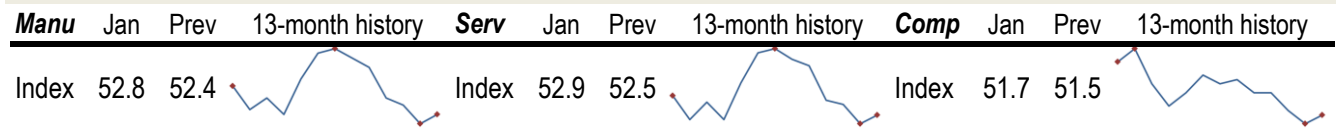


## Data Insights: Global PMI

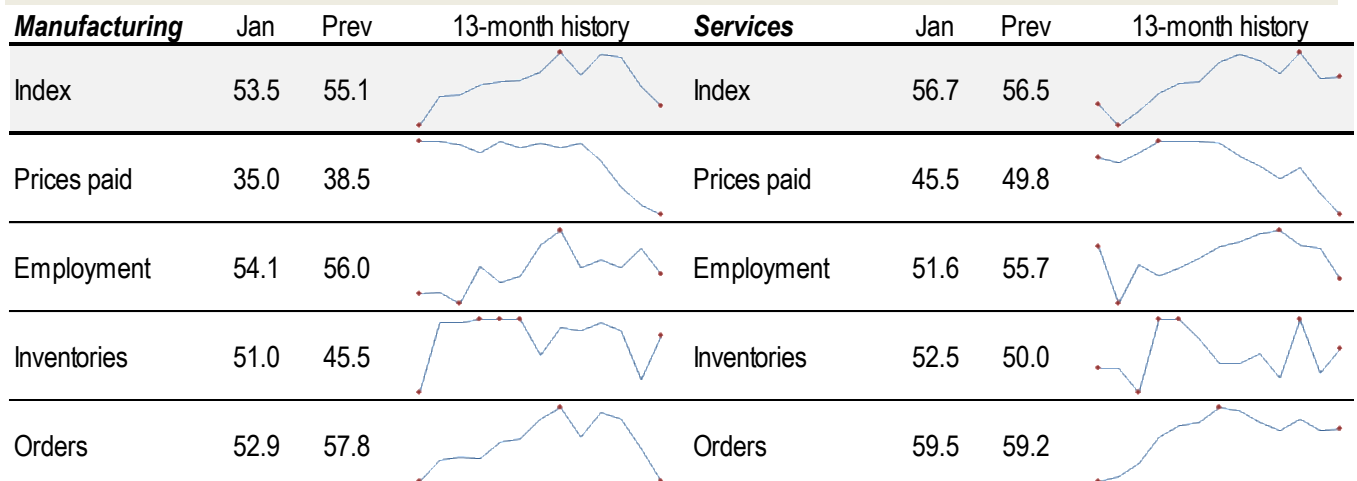
Wednesday, February 4, 2015

### Worldwide aggregate data: at a glance




Source: JPMorgan, TrendMacro calculations

### US data: at a glance



Source: Institute of Supply Management, TrendMacro calculations

### Japan data: at a glance



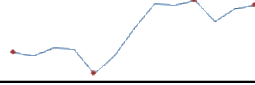
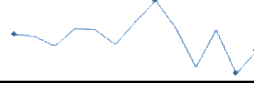
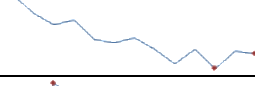
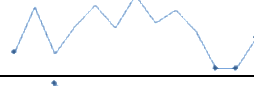
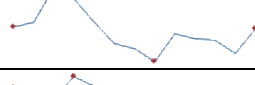
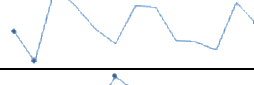

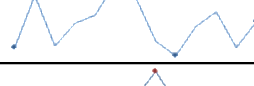
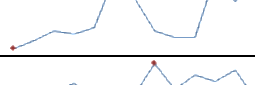
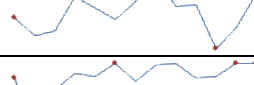

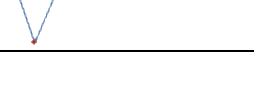
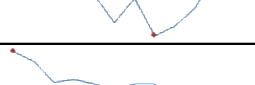

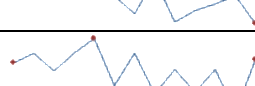
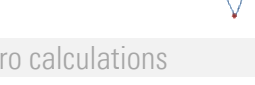


Source: Markit/Nomura, TrendMacro calculations

#### For more information contact us:

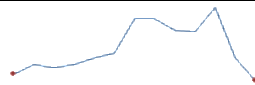

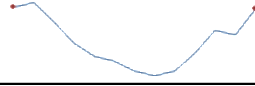

Donald Luskin: 312 273 6766 [don@trendmacro.com](mailto:don@trendmacro.com)  
 Thomas Demas: 704 552 3625 [tdemas@trendmacro.com](mailto:tdemas@trendmacro.com)

## Europe data: at a glance

<b>Manufacturing</b>	Last	Prev	13-month history	<b>Services</b>	Last	Prev	13-month history
Eurozone Jan	51.0	50.6		Eurozone Jan	52.7	51.6	
UK Jan	53.0	52.7		UK Jan	57.2	55.8	
Germany Jan	50.9	51.2		Germany Jan	54.0	52.1	
France Jan	49.2	47.5		France Jan	49.4	50.6	
Italy Jan	49.9	48.4		Italy Jan	51.2	49.4	
Spain Jan	54.7	53.8		Spain Jan	56.7	54.3	
Ireland Jan	55.1	56.9		Ireland Jan	62.5	62.6	
Netherlands Jan	54.1	53.5					
Austria Jan	48.5	49.2					
Greece Jan	48.3	49.4					
Czech Rep Jan	56.1	53.3					

Source: Markit, Various TrendMacro calculations

## Eastern Europe data: at a glance

<b>Manufacturing</b>	Last	Prev	13-mo history	<b>Services</b>	Last	Prev	13-mo history
Russia Jan	47.6	48.9		Russia Jan	43.9	45.8	
Poland Jan	55.2	49.8					
Turkey Jan	52.8	51.4					

Source: Markit, TrendMacro calculations

## China data: at a glance

<b>Manufacturing</b>	Jan 15	Prev	13-month history	<b>Services</b>	Jan 15	Prev	13-month history
China	49.8	50.1		China	53.7	54.1	
Prices paid	41.9	43.2					
Employment	47.9	48.1					
Orders	50.2	50.4					

Source: China Federation of Logistics and Purchasing, TrendMacro calculations

## Asia data: at a glance

<b>Manufacturing</b>	Last	Prev	13-mo history	<b>Services</b>	Last	Prev	13-mo history
Hong Kong Jan	49.4	50.3					
Taiwan Jan	51.7	50.0					
S. Korea Jan	51.1	49.9					
Vietnam Jan	51.5	52.7					
India Jan	52.9	54.5		India Jan	52.4	51.1	
Indonesia Jan	48.5	47.6					

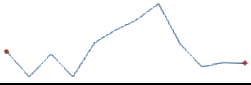
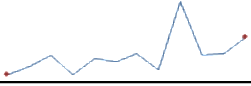
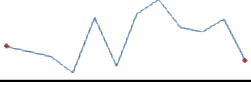

Source: Markit, TrendMacro calculations

## Americas data: at a glance

<b>Manufacturing</b>	Last	Prev	13-mo history	<b>Services</b>	Last	Prev	13-mo history
Brazil Jan	50.7	50.2		Brazil Jan	48.4	49.1	
Mexico Jan	56.6	55.3					
Canada Jan	51.0	53.9					

Source: Markit, TrendMacro calculations

## Middle East/Africa data: at a glance

<b>Manufacturing</b>	Last	Prev	13-mo history
Saudi Arabia Jan	57.8	57.9	
UA Emirates Jan	59.3	58.4	
Egypt Jan	49.3	51.4	
S. Africa Jan	49.8	50.2	

Source: Markit, TrendMacro calculatio