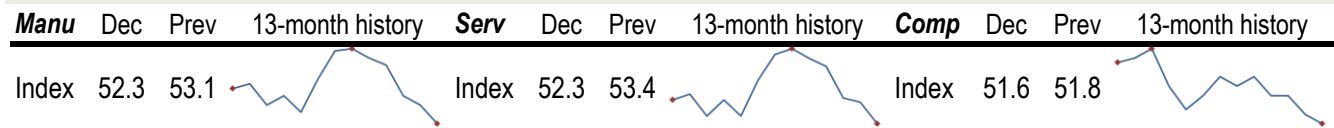


Data Insights: Global PMI

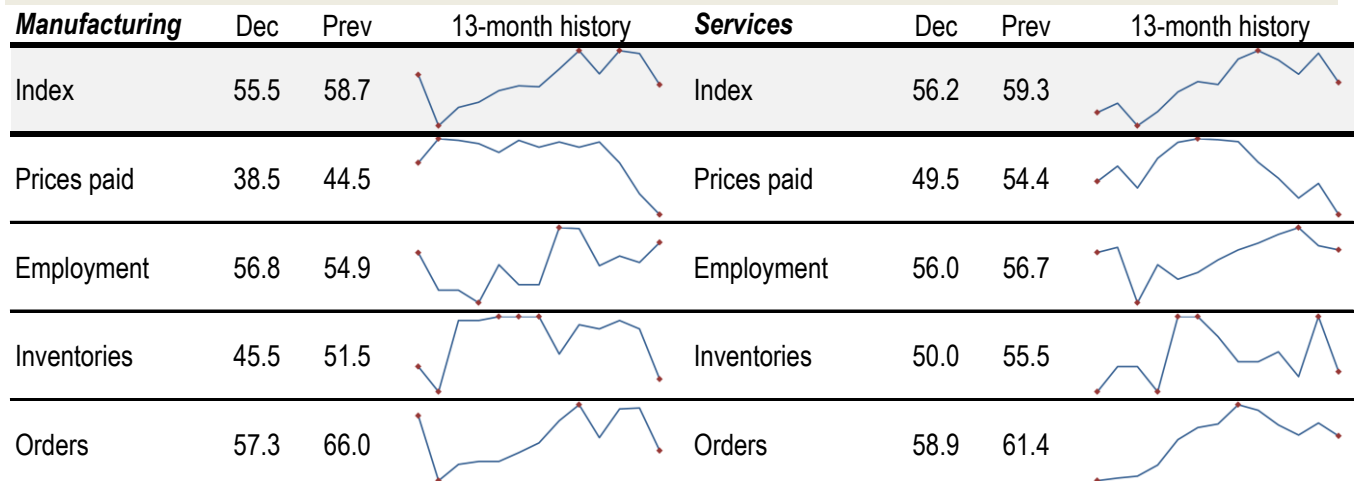
Tuesday, January 6, 2015

Worldwide aggregate data: at a glance




Source: JPMorgan, TrendMacro calculations

US data: at a glance



Source: Institute of Supply Management, TrendMacro calculations

Japan data: at a glance



Source: Markit/Nomura, TrendMacro calculations

For more information contact us:

Donald Luskin: 312 273 6766 don@trendmacro.com
 Thomas Demas: 704 552 3625 tdemas@trendmacro.com

Europe data: at a glance

Manufacturing	Last	Prev	13-month history	Services	Last	Prev	13-month history
Eurozone Dec	50.6	50.1		Eurozone Dec	51.6	51.1	
UK Dec	52.5	53.3		UK Dec	55.8	58.6	
Germany Dec	51.2	49.5		Germany Dec	52.1	52.1	
France Dec	47.5	48.4		France Dec	50.6	47.9	
Italy Dec	48.4	49.0		Italy Dec	49.4	51.8	
Spain Dec	53.8	54.7		Spain Dec	54.3	52.7	
Ireland Dec	56.9	56.2		Ireland Dec	62.6	61.6	
Netherlands Dec	53.5	54.6					
Austria Dec	49.2	47.4					
Greece Dec	49.4	49.1					
Czech Rep Dec	53.3	55.6					

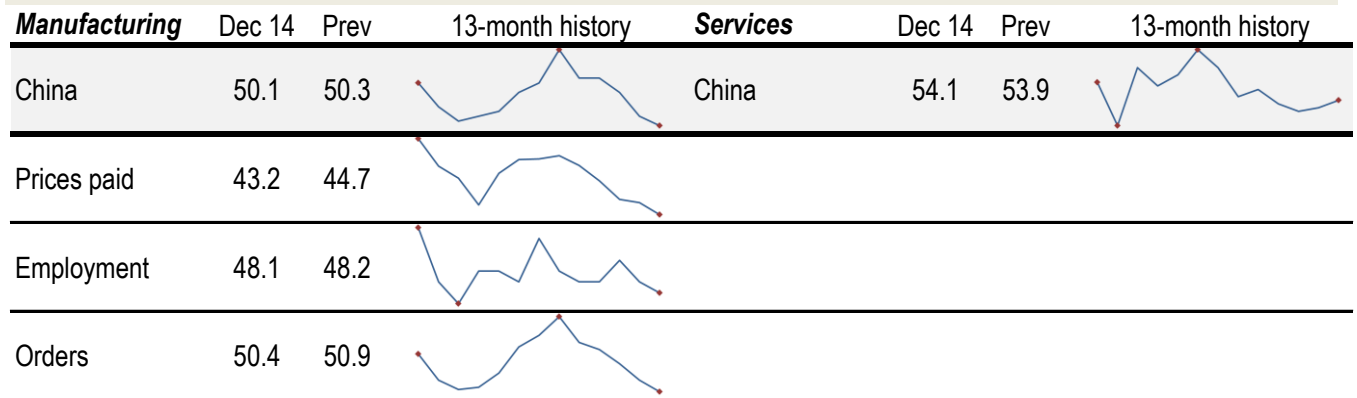
Source: Markit, Various TrendMacro calculations

Eastern Europe data: at a glance

Manufacturing	Last	Prev	13-mo history	Services	Last	Prev	13-mo history
Russia Dec	48.9	51.7		Russia Dec	45.8	44.5	
Poland Dec	52.8	51.4					
Turkey Dec	53.2	52.2					

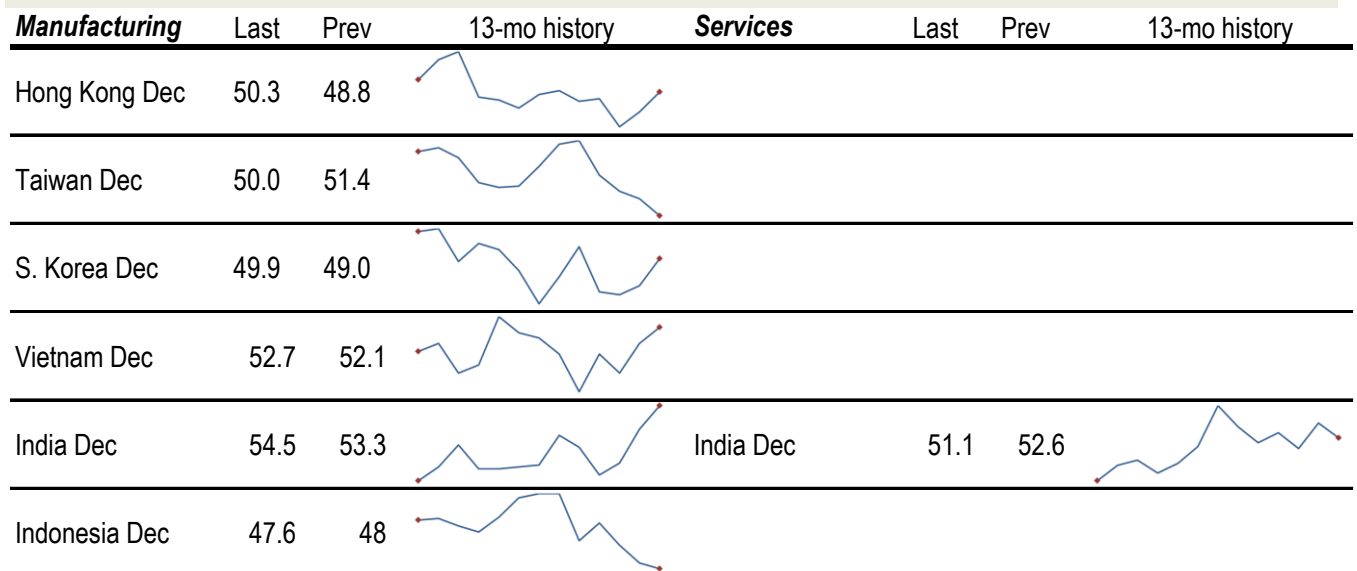
Source: Markit, TrendMacro calculations

China data: at a glance



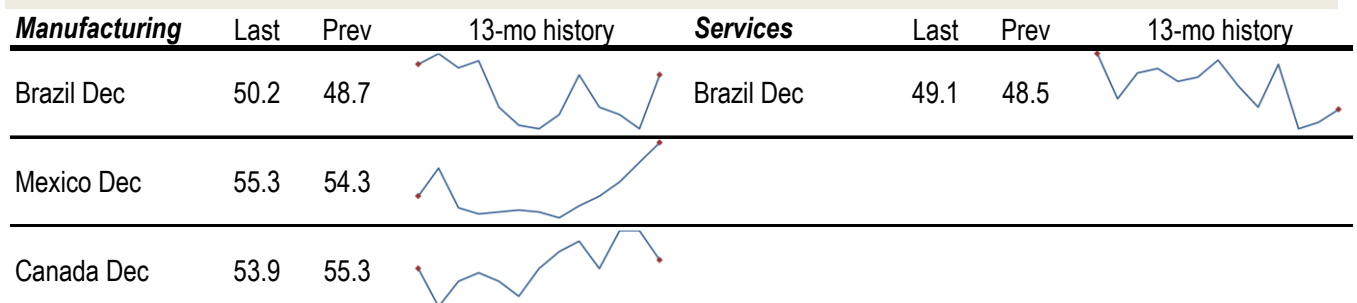
Source: China Federation of Logistics and Purchasing, TrendMacro calculations

Asia data: at a glance



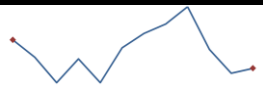



Source: Markit, TrendMacro calculations

Americas data: at a glance



Source: Markit, TrendMacro calculations

Middle East/Africa data: at a glance

Manufacturing	Last	Prev	13-mo history
Saudi Arabia Dec	57.9	57.6	
UA Emirates Dec	58.4	58.3	
Egypt Dec	51.4	50.7	
S. Africa Dec	50.2	50.5	

Source: Markit, TrendMacro calculatio