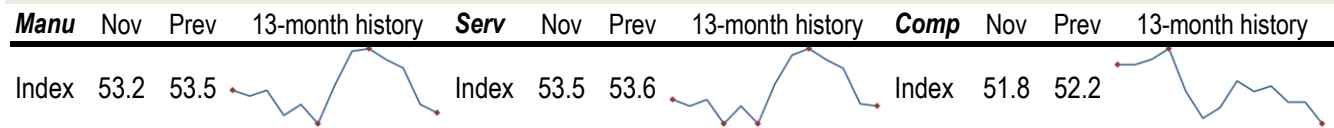


## Data Insights: Global PMI

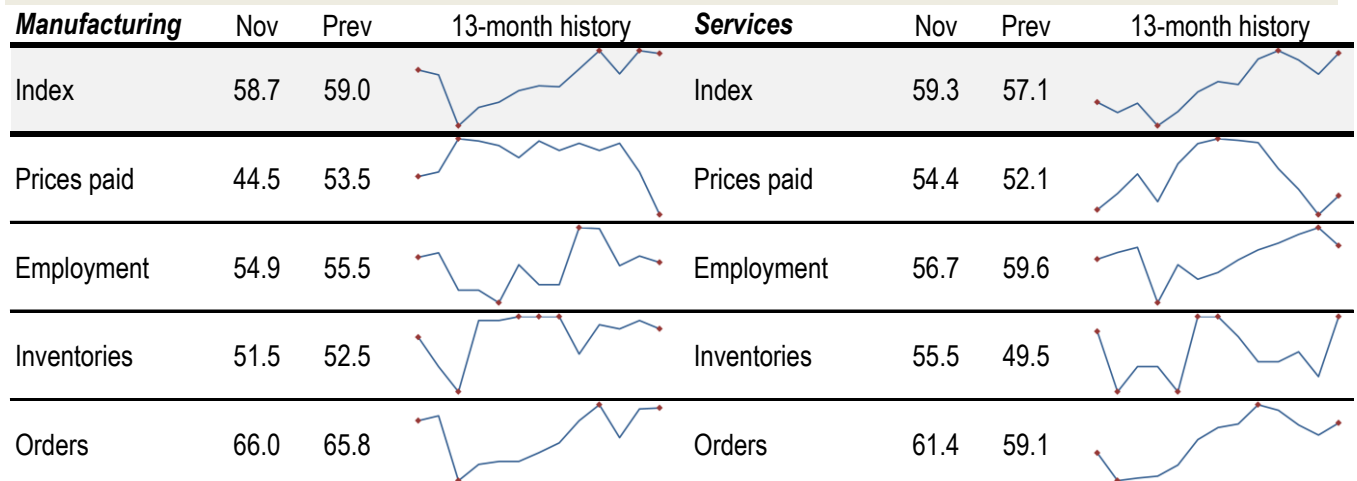
Wednesday, December 3, 2014

### Worldwide aggregate data: at a glance




Source: JPMorgan, TrendMacro calculations

### US data: at a glance



Source: Institute of Supply Management, TrendMacro calculations

### Japan data: at a glance





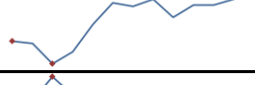
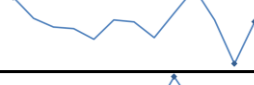
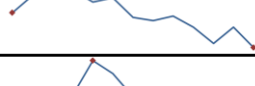

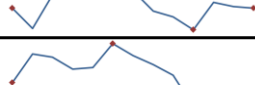

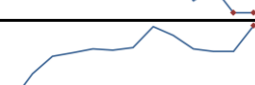
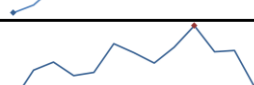
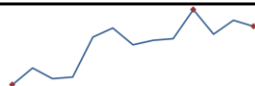
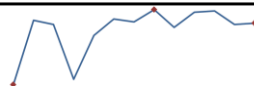


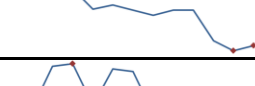

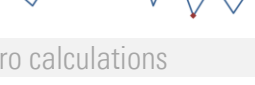
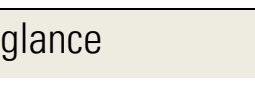
Source: Markit/Nomura, TrendMacro calculations

#### For more information contact us:

Donald Luskin: 312 273 6766 [don@trendmacro.com](mailto:don@trendmacro.com)  
 Thomas Demas: 704 552 3625 [tdemas@trendmacro.com](mailto:tdemas@trendmacro.com)

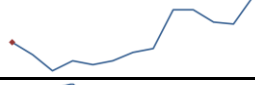



Copyright 2014 Trend Macrolytics LLC. All rights reserved. This document is not to be forwarded to individuals or organizations not authorized by Trend Macrolytics LLC to receive it. For information purposes only; not to be deemed to be recommendations for buying or selling specific securities or to constitute personalized investment advice. Derived from sources deemed to be reliable, but no warranty is made as to accuracy.

## Europe data: at a glance

<b>Manufacturing</b>	Last	Prev	13-month history	<b>Services</b>	Last	Prev	13-month history
Eurozone Nov	50.1	50.6		Eurozone Nov	51.1	52.3	
UK Nov	53.5	53.3		UK Nov	58.6	56.2	
Germany Nov	49.5	51.4		Germany Nov	52.1	54.4	
France Nov	48.4	48.5		France Nov	47.9	48.3	
Italy Nov	49.0	49.0		Italy Nov	51.8	50.8	
Spain Nov	54.7	52.6		Spain Nov	52.7	55.9	
Ireland Nov	56.2	56.6		Ireland Nov	61.6	61.5	
Netherlands Nov	54.6	53.0					
Austria Nov	47.4	46.9					
Greece Nov	49.1	48.8					
Czech Rep Nov	55.6	54.4					

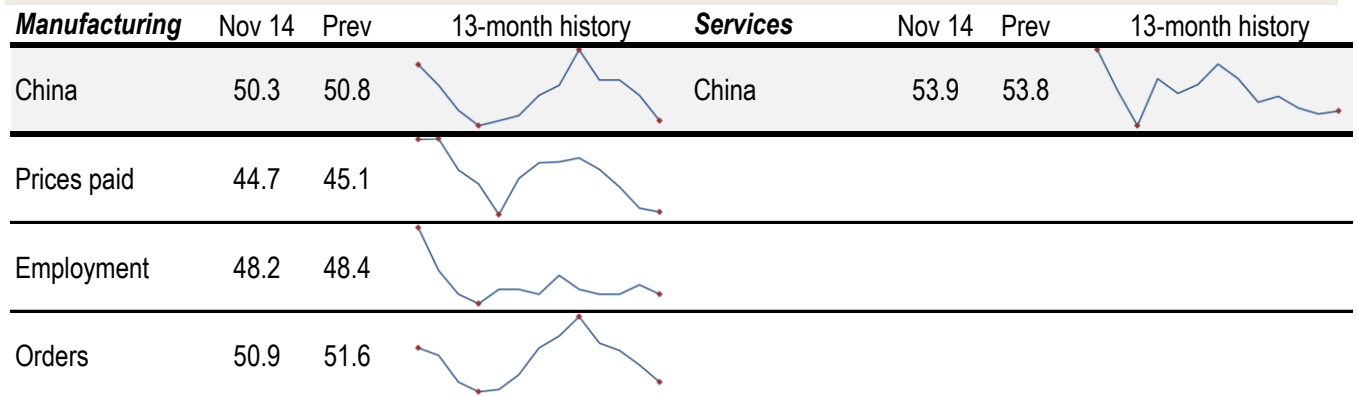
Source: Markit, Various TrendMacro calculations

## Eastern Europe data: at a glance

<b>Manufacturing</b>	Last	Prev	13-mo history	<b>Services</b>	Last	Prev	13-mo history
Russia Nov	51.7	50.3		Russia Nov	44.5	47.4	
Poland Nov	53.2	52.2					
Turkey Nov	51.2	51.5					

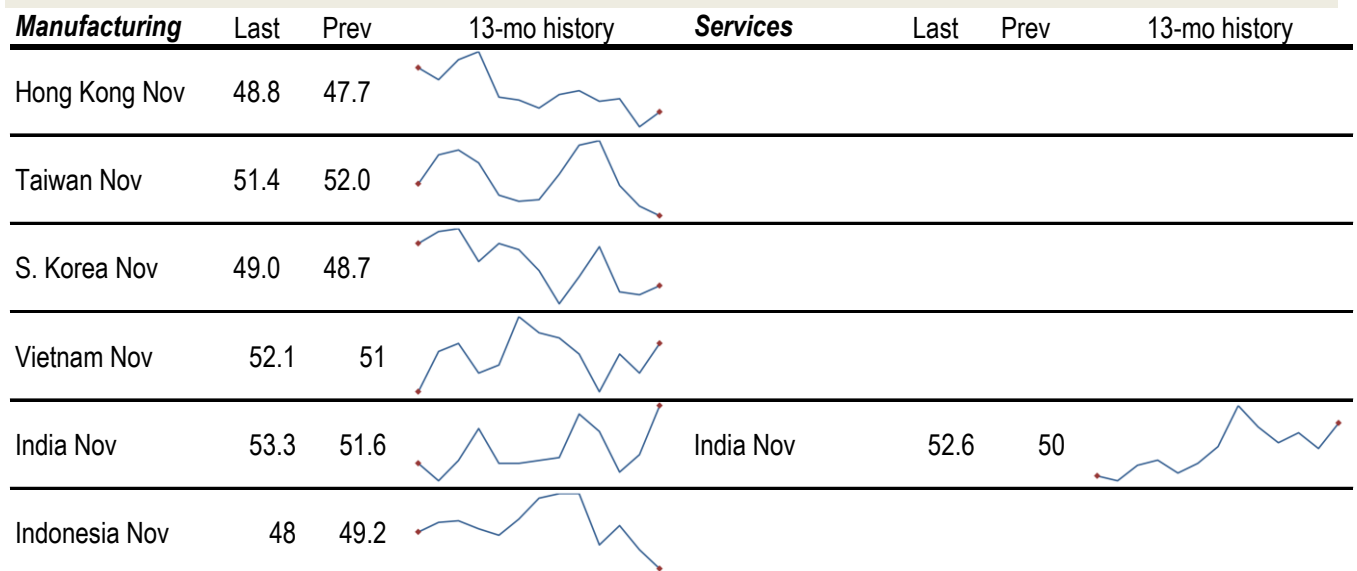
Source: Markit, TrendMacro calculations

## China data: at a glance



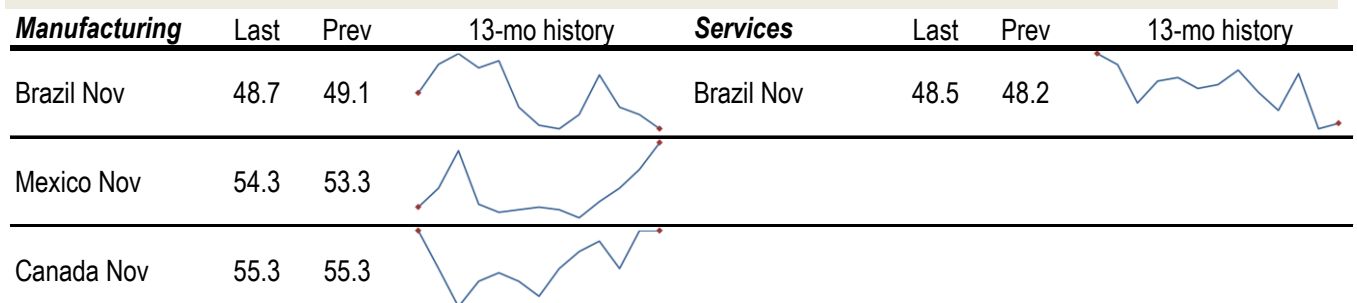
Source: China Federation of Logistics and Purchasing, TrendMacro calculations

## Asia data: at a glance




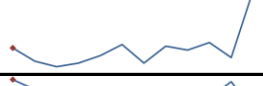
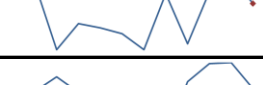

Source: Markit, TrendMacro calculations

## Americas data: at a glance



Source: Markit, TrendMacro calculations

## Middle East/Africa data: at a glance

<b>Manufacturing</b>	Last	Prev	13-mo history
Saudi Arabia Oct	59.1	61.8	
UA Emirates Oct	61.2	57.6	
Egypt Oct	51.0	52.4	
S. Africa Nov	50.5	52.7	

Source: Markit, TrendMacro calculatio