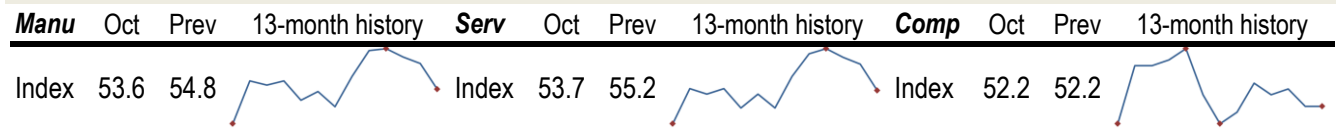


Data Insights: Global PMI

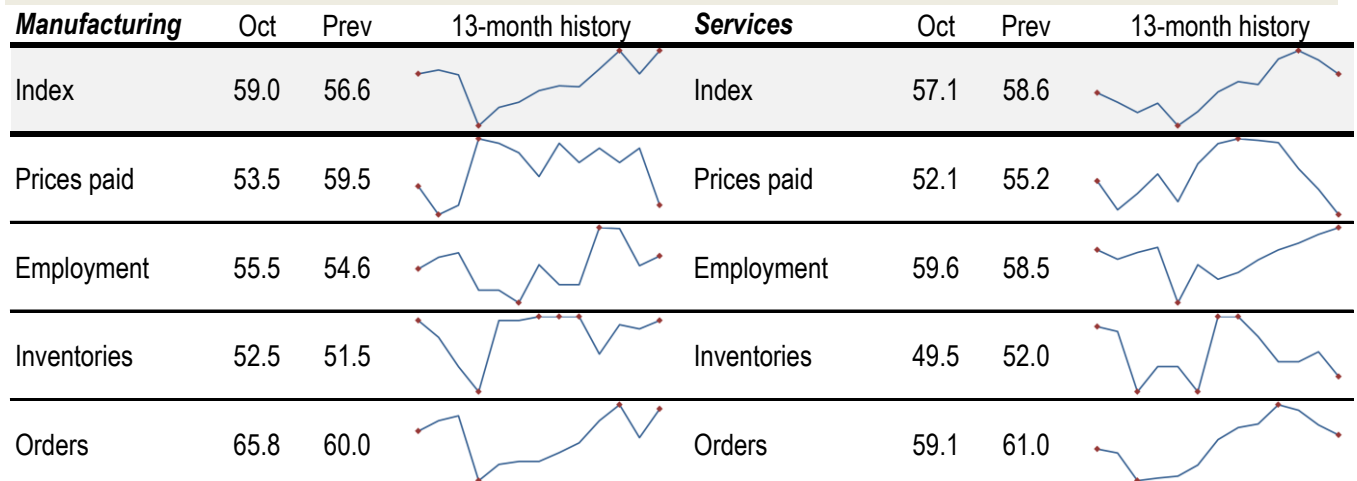
Wednesday, October 5, 2014

Worldwide aggregate data: at a glance




Source: JPMorgan, TrendMacro calculations

US data: at a glance



Source: Institute of Supply Management, TrendMacro calculations

Japan data: at a glance



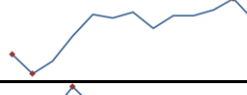

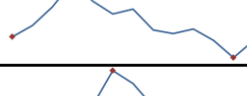
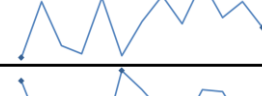
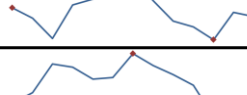
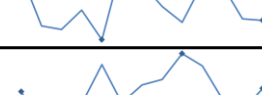

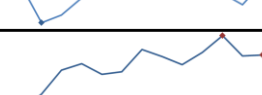
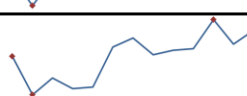
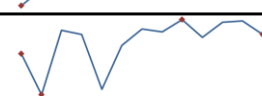
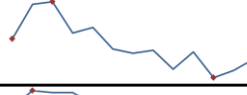

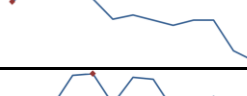
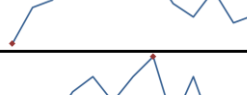
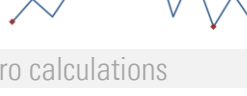



Source: Markit/Nomura, TrendMacro calculations

For more information contact us:

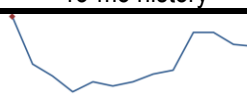
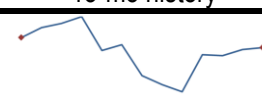
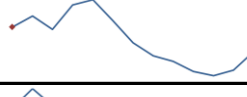

Donald Luskin: 312 273 6766 don@trendmacro.com
 Thomas Demas: 704 552 3625 tdemas@trendmacro.com

Europe data: at a glance

Manufacturing	Last	Prev	13-month history	Services	Last	Prev	13-month history
Eurozone Oct	50.6	50.3		Eurozone Oct	52.3	52.4	
UK Oct	53.2	51.5		UK Oct	56.2	58.7	
Germany Oct	51.4	49.9		Germany Oct	54.4	55.7	
France Oct	48.5	48.8		France Oct	48.3	48.4	
Italy Oct	49.0	50.7		Italy Oct	50.8	48.8	
Spain Oct	52.6	52.6		Spain Oct	55.9	55.8	
Ireland Oct	56.6	55.7		Ireland Oct	61.5	62.5	
Netherlands Oct	53.0	52.2					
Austria Oct	46.9	47.9					
Greece Oct	48.8	48.4					
Czech Rep Oct	54.4	55.6					

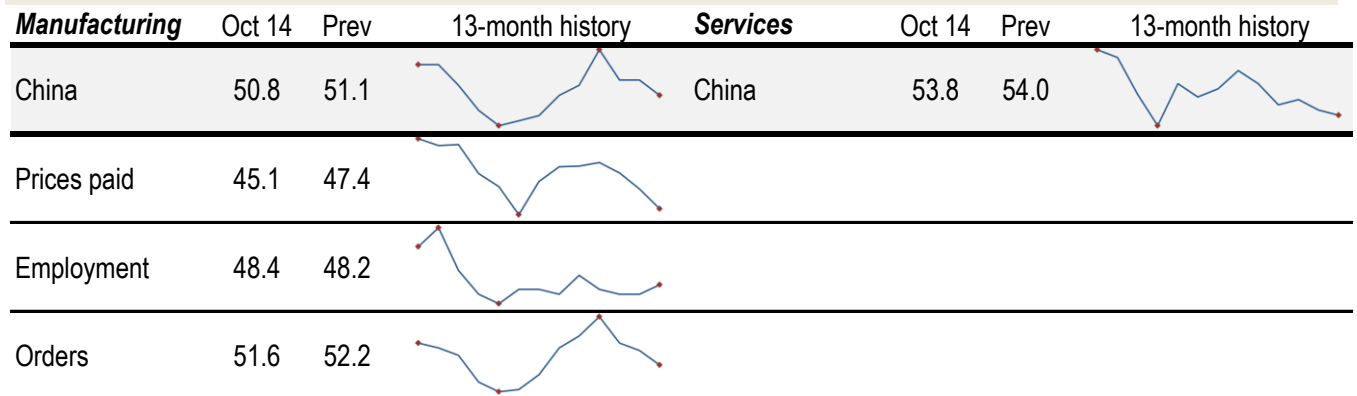
Source: Markit, Various TrendMacro calculations

Eastern Europe data: at a glance

Manufacturing	Last	Prev	13-mo history	Services	Last	Prev	13-mo history
Russia Oct	50.3	50.4		Russia Sep	50.5	50.3	
Poland Oct	51.2	51.5					
Turkey Oct	49.5	50.4					

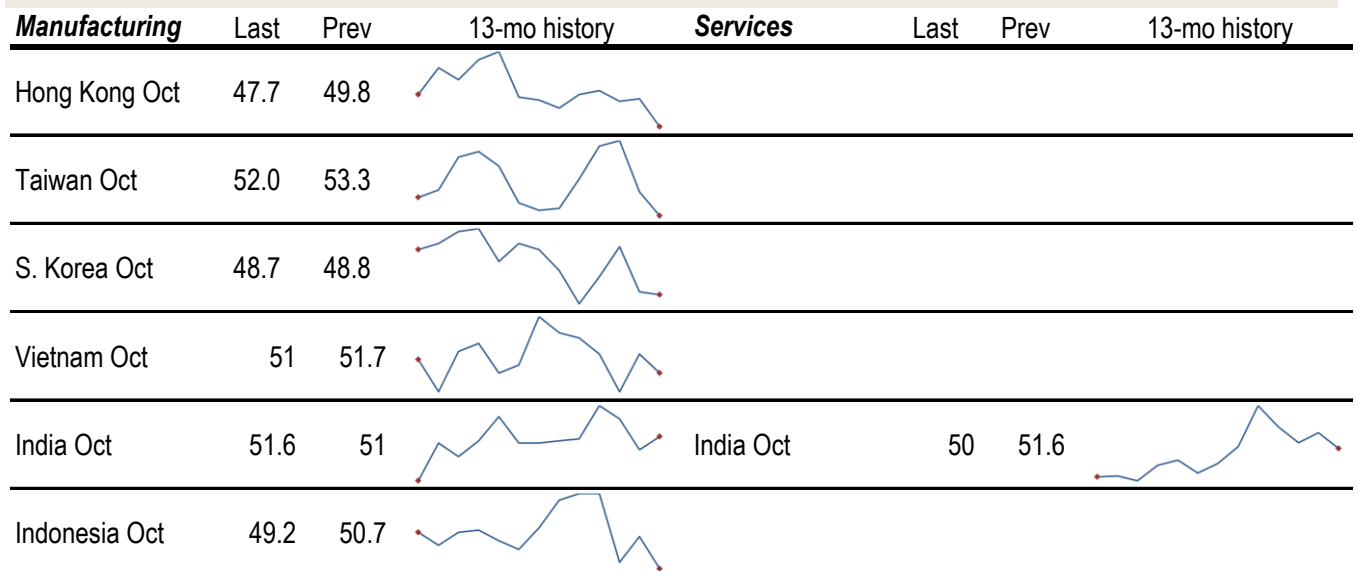
Source: Markit, TrendMacro calculations

China data: at a glance



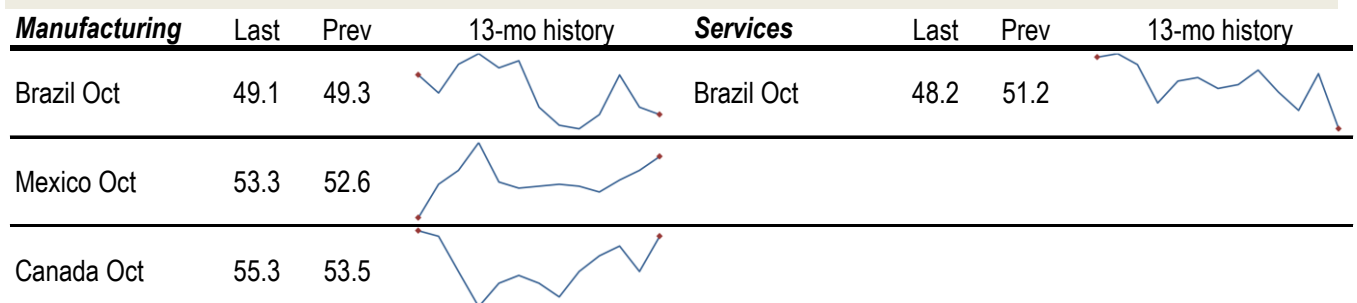
Source: China Federation of Logistics and Purchasing, TrendMacro calculations

Asia data: at a glance




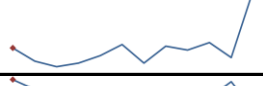


Source: Markit, TrendMacro calculations

Americas data: at a glance



Source: Markit, TrendMacro calculations

Middle East/Africa data: at a glance

Manufacturing	Last	Prev	13-mo history
Saudi Arabia Oct	59.1	61.8	
UA Emirates Oct	61.2	57.6	
Egypt Oct	51.0	52.4	
S. Africa Oct	52.7	52.6	

Source: Markit, TrendMacro calculatio