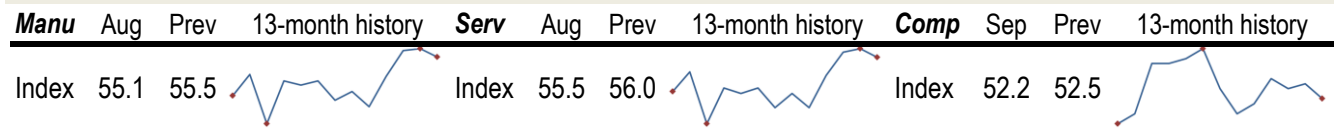


Data Insights: Global PMI

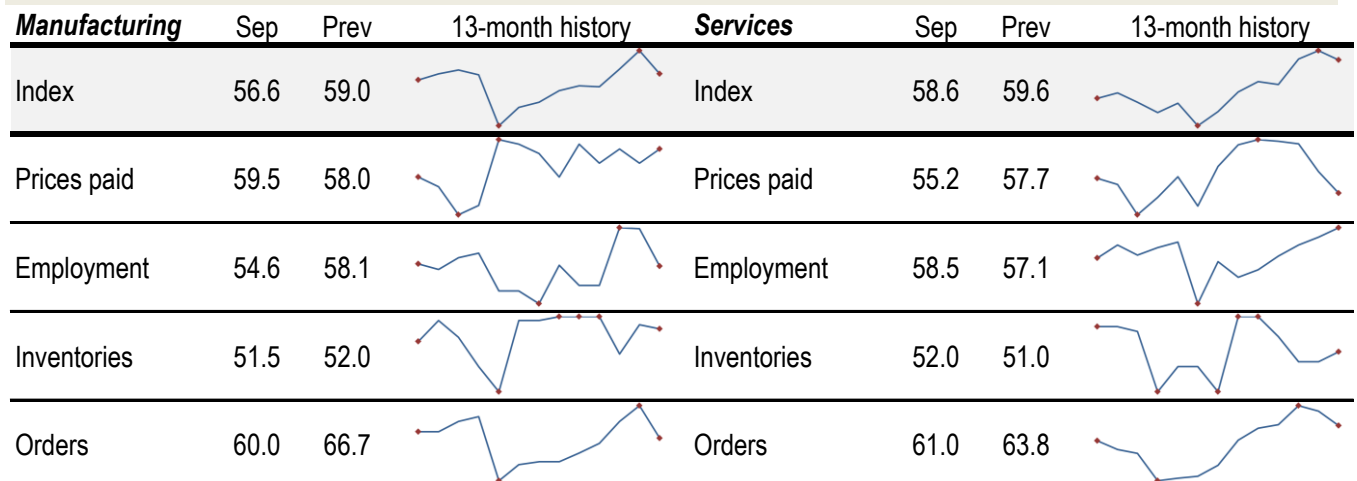
Friday, October 3, 2014

Worldwide aggregate data: at a glance




Source: JPMorgan, TrendMacro calculations

US data: at a glance



Source: Institute of Supply Management, TrendMacro calculations

Japan data: at a glance



Source: Markit/Nomura, TrendMacro calculations

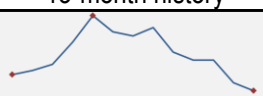

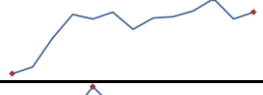

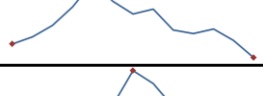
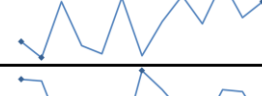
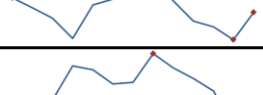
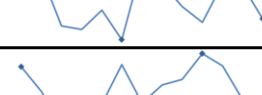
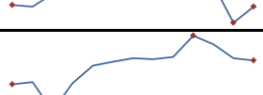
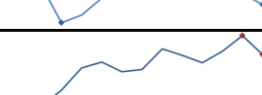
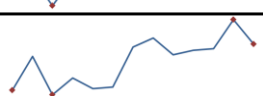
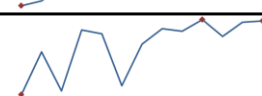


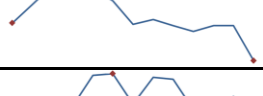
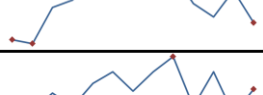
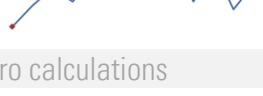
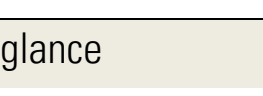
For more information contact us:

Donald Luskin: 312 273 6766 don@trendmacro.com

Thomas Demas: 704 552 3625 tdemas@trendmacro.com


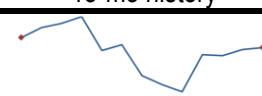
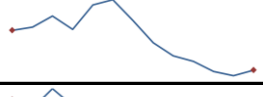

Copyright 2014 Trend Macrolytics LLC. All rights reserved. This document is not to be forwarded to individuals or organizations not authorized by Trend Macrolytics LLC to receive it. For information purposes only; not to be deemed to be recommendations for buying or selling specific securities or to constitute personalized investment advice. Derived from sources deemed to be reliable, but no warranty is made as to accuracy.

Europe data: at a glance

Manufacturing	Last	Prev	13-month history	Services	Last	Prev	13-month history
Eurozone Sep	50.3	50.7		Eurozone Sep	52.4	53.1	
UK Sep	51.6	52.2		UK Sep	58.7	60.5	
Germany Sep	49.9	51.4		Germany Sep	55.7	54.9	
France Sep	48.8	46.9		France Sep	48.4	50.3	
Italy Sep	50.7	49.8		Italy Sep	48.8	49.8	
Spain Sep	52.6	52.8		Spain Sep	55.8	58.1	
Ireland Sep	55.7	57.3		Ireland Sep	62.5	62.4	
Netherlands Sep	52.2	51.7					
Austria Sep	47.9	50.9					
Greece Sep	48.4	50.1					
Czech Rep Sep	55.6	54.3					






Source: Markit, Various TrendMacro calculations

Eastern Europe data: at a glance

Manufacturing	Last	Prev	13-mo history	Services	Last	Prev	13-mo history
Russia Sep	50.4	51.0		Russia Sep	50.5	50.3	
Poland Sep	49.5	50.4					
Turkey Sep	49.0	50.3					





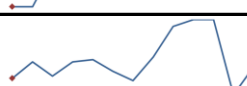
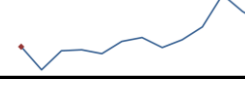

Source: Markit, TrendMacro calculations

China data: at a glance

Manufacturing	Sep 14	Prev	13-month history	Services	Sep 14	Prev	13-month history
China	51.1	51.1		China	54.0	54.4	
Prices paid	47.4	49.3					
Employment	48.2	48.2					
Orders	52.2	52.5					

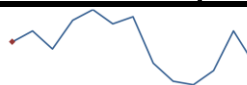
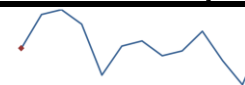


Source: China Federation of Logistics and Purchasing, TrendMacro calculations

Asia data: at a glance

Manufacturing	Last	Prev	13-mo history	Services	Last	Prev	13-mo history
Hong Kong Aug	49.6	50.4					
Taiwan Sep	53.3	56.1					
S. Korea Sep	48.8	50.3					
Vietnam Sep	51.7	50.3					
India Sep	51	52.4		India Aug	50.6	52.2	
Indonesia Sep	50.7	49.5					

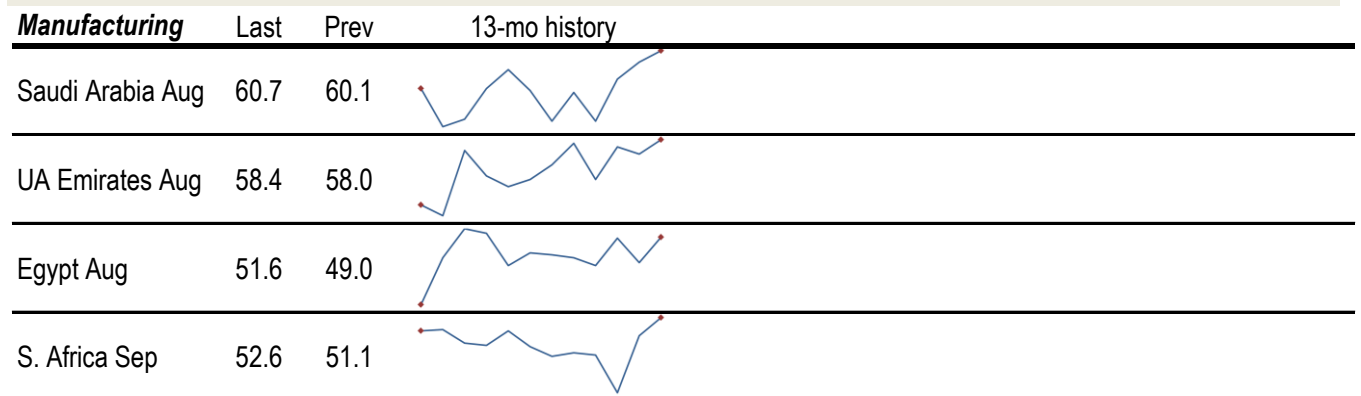
Source: Markit, TrendMacro calculations

Americas data: at a glance

Manufacturing	Last	Prev	13-mo history	Services	Last	Prev	13-mo history
Brazil Sep	49.3	50.2		Brazil Sep	51.2	49.2	
Mexico Sep	52.6	52.1					
Canada Sep	53.5	54.8					

Source: Markit, TrendMacro calculations

Middle East/Africa data: at a glance



Source: Markit, TrendMacro calculatio