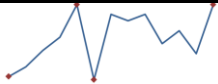
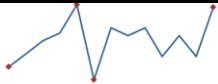
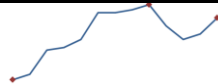


Data Insights: Global PMI

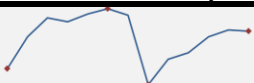




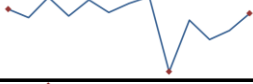
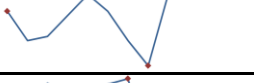
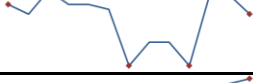


Thursday, July 3, 2014

Worldwide aggregate data: at a glance

Manu	May	Prev	13-month history	Serv	May	Prev	13-month history	Comp	Jun	Prev	13-month history
Index	54.3	52.8		Index	54.6	52.7		Index	52.7	52.1	

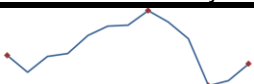
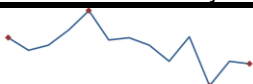
Source: JPMorgan, TrendMacro calculations

US data: at a glance

Manufacturing	Jun	Prev	13-month history	Services	Jun	Prev	13-month history
Index	55.3	55.4		Index	56.0	56.3	
Prices paid	58.0	60.0		Prices paid	61.2	61.4	
Employment	52.8	52.8		Employment	54.4	52.4	
Inventories	53.0	53.0		Inventories	53.5	55.5	
Orders	58.9	56.9		Orders	61.2	60.5	

Source: Institute of Supply Management, TrendMacro calculations

Japan data: at a glance

Manufacturing	Jun	Prev	13-month history	Services	Jun	Prev	13-month history
Index	51.5	49.9		Index	49.0	49.3	

Source: Markit/Nomura, TrendMacro calculations

For more information contact us:

Donald Luskin: 312 273 6766 don@trendmacro.com
 Thomas Demas: 704 552 3625 tdemas@trendmacro.com

Europe data: at a glance

Manufacturing	Last	Prev	13-month history	Services	Last	Prev	13-month history
Eurozone Jun	51.8	52.2		Eurozone Jun	52.8	53.2	
UK Jun	57.5	57.0		UK Jun	57.7	58.6	
Germany Jun	52.0	52.3		Germany Jun	54.6	56.0	
France Jun	48.2	49.6		France Jun	48.2	49.1	
Italy Jun	52.6	53.2		Italy Jun	53.9	51.6	
Spain Jun	54.6	52.9		Spain Jun	54.8	55.7	
Ireland Jun	55.3	55.0		Ireland Jun	62.6	61.7	
Netherlands Jun	52.3	53.6					
Austria Jun	50.4	50.9					
Greece Jun	49.4	51.0					
Czech Rep Jun	54.7	57.3					

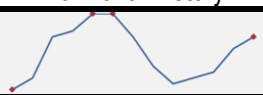
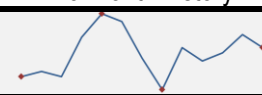
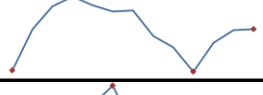
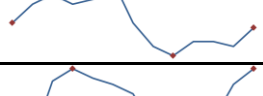

Source: Markit, Various TrendMacro calculations

Eastern Europe data: at a glance

Manufacturing	Last	Prev	13-mo history	Services	Last	Prev	13-mo history
Russia Jun	49.1	48.9		Russia Jun	49.8	46.1	
Poland Jun	50.3	48.8					
Turkey Jun	50.8	50.1					

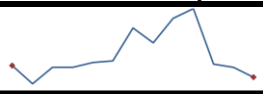
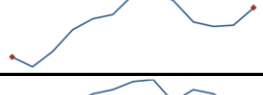
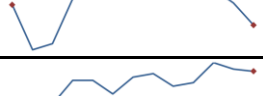

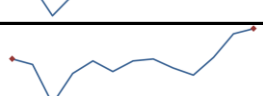


Source: Markit, TrendMacro calculations

China data: at a glance

Manufacturing	Jun 14	Prev	13-month history	Services	Jun 14	Prev	13-month history
China	51.0	50.8		China	55.0	55.5	
Prices paid	50.1	50.0					
Employment	48.6	48.2					
Orders	52.8	52.3					

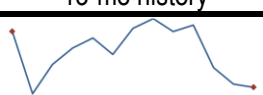
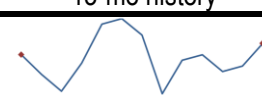


Source: China Federation of Logistics and Purchasing, TrendMacro calculations

Asia data: at a glance

Manufacturing	Last	Prev	13-mo history	Services	Last	Prev	13-mo history
Hong Kong May	49.1	49.7					
Taiwan Jun	54.0	52.4					
S. Korea Jun	48.4	49.5					
Vietnam Jun	52.3	52.5					
India Jun	51.5	51.4		India Jun	54.4	50.2	
Indonesia Jun	52.7	52.4					

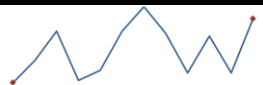
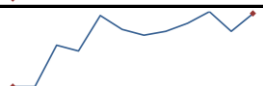
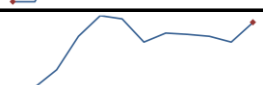
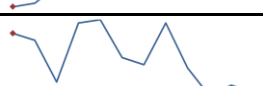
Source: Markit, TrendMacro calculations

Americas data: at a glance

Manufacturing	Last	Prev	13-mo history	Services	Last	Prev	13-mo history
Brazil Jun	48.7	48.8		Brazil Jun	51.4	50.6	
Mexico Jun	51.8	51.9					
Canada Jun	53.5	52.2					

Source: Markit, TrendMacro calculations

Middle East/Africa data: at a glance

Manufacturing	Last	Prev	13-mo history
Saudi Arabia Jun	59.2	57.0	
UA Emirates Jun	58.2	57.3	
Egypt Jun	51.5	48.7	
S. Africa Jun	49.5	49.7	

Source: Markit, TrendMacro calculatio