












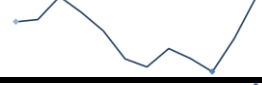

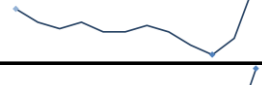

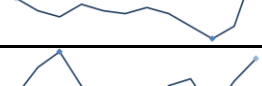








## Data Insights: Unconventional Consumer Price Indices

Thursday, May 15, 2014

### Today's unconventional CPI data: what you need to know

	12-mo YOY	3-mo ann	1-mo ann	12 / 3 / 1-mo	12-mo YOY history
All items	+2.0%	+2.3%	+3.2%		
Core	+1.8%	+2.3%	+2.9%		
All items NSA	+2.0%	+5.5%	+4.0%		
Core NSA	+1.8%	+3.7%	+3.1%		
Chained CPI (NSA)	+1.8%	+5.5%	+4.0%		
Chained core CPI (NSA)	+1.6%	+3.6%	+3.0%		
Median CPI	+2.2%	+2.8%	+3.7%		
Trimmed mean CPI	+1.8%	+2.4%	+2.9%		
Sticky CPI	+2.0%	+2.5%	+3.0%		
Sticky core CPI	+2.0%	+2.5%	+3.0%		
Flexible CPI	+1.8%	+1.8%	+3.3%		
Flexible core CPI	+0.6%	+1.5%	+1.9%		

Source: BLS, Cleveland Fed, Atlanta Fed, TrendMacro calculations

#### For more information contact us:

Donald Luskin: 312 273 6766 [don@trendmacro.com](mailto:don@trendmacro.com)  
 Thomas Demas: 704 552 3625 [tdemas@trendmacro.com](mailto:tdemas@trendmacro.com)