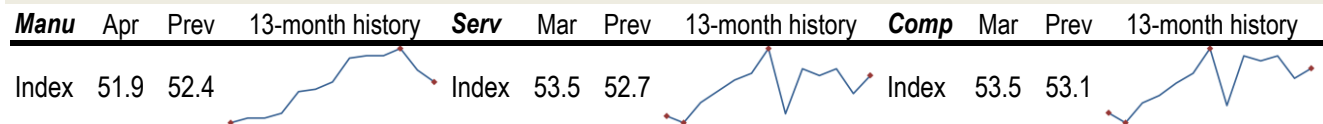


## Data Insights: Global PMI

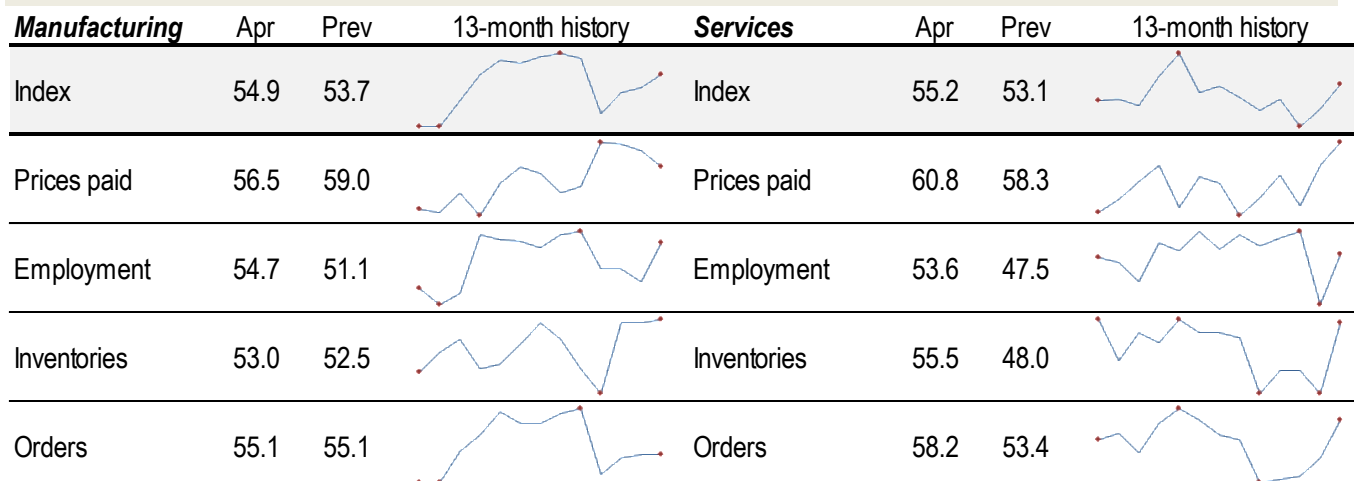
Monday, May 5, 2014

### Worldwide aggregate data: at a glance




Source: JPMorgan, TrendMacro calculations

### US data: at a glance



Source: Institute of Supply Management, TrendMacro calculations

### Japan data: at a glance

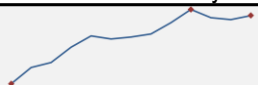


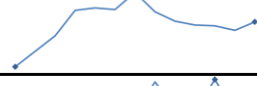

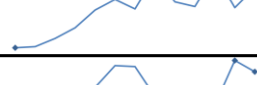


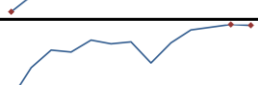
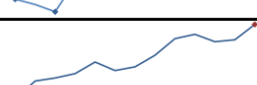
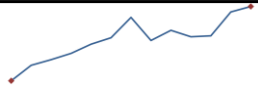

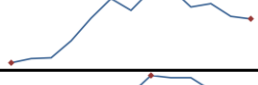


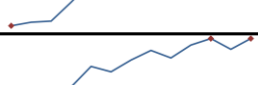
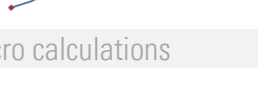
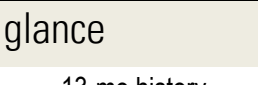


Source: Markit/Nomura, TrendMacro calculations

### For more information contact us:

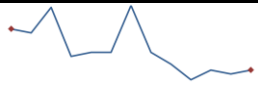
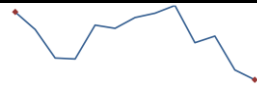
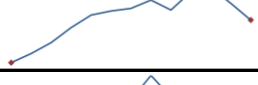

Donald Luskin: 312 273 6766 [don@trendmacro.com](mailto:don@trendmacro.com)  
 Thomas Demas: 704 552 3625 [tdemas@trendmacro.com](mailto:tdemas@trendmacro.com)

## Europe data: at a glance

<b>Manufacturing</b>	Last	Prev	13-month history	<b>Services</b>	Last	Prev	13-month history
Eurozone Apr	53.4	53.0		Eurozone Apr	53.1	52.2	
UK Apr	57.3	55.8		UK Apr	58.7	57.6	
Germany Apr	54.1	53.7		Germany Apr	54.7	53.0	
France Apr	51.2	52.1		France Apr	50.4	51.5	
Italy Apr	54.0	52.4		Italy Apr	51.1	49.5	
Spain Apr	52.7	52.8		Spain Apr	56.5	54.0	
Ireland Apr	56.1	55.5		Ireland Apr	61.9	60.7	
Netherlands Apr	53.4	53.7					
Austria Apr	51.4	51.0					
Greece Apr	51.1	49.7					
Czech Rep Apr	56.5	55.5					

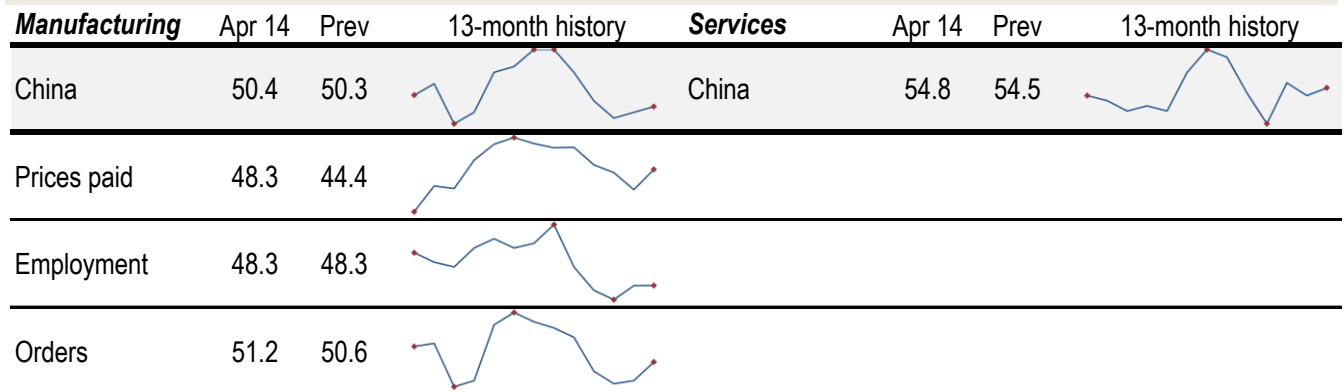
Source: Markit, Various TrendMacro calculations

## Eastern Europe data: at a glance

<b>Manufacturing</b>	Last	Prev	13-mo history	<b>Services</b>	Last	Prev	13-mo history
Russia Apr	48.5	48.3		Russia Apr	46.8	47.7	
Poland Apr	52.0	51.1					
Turkey Apr	54.0	51.7					

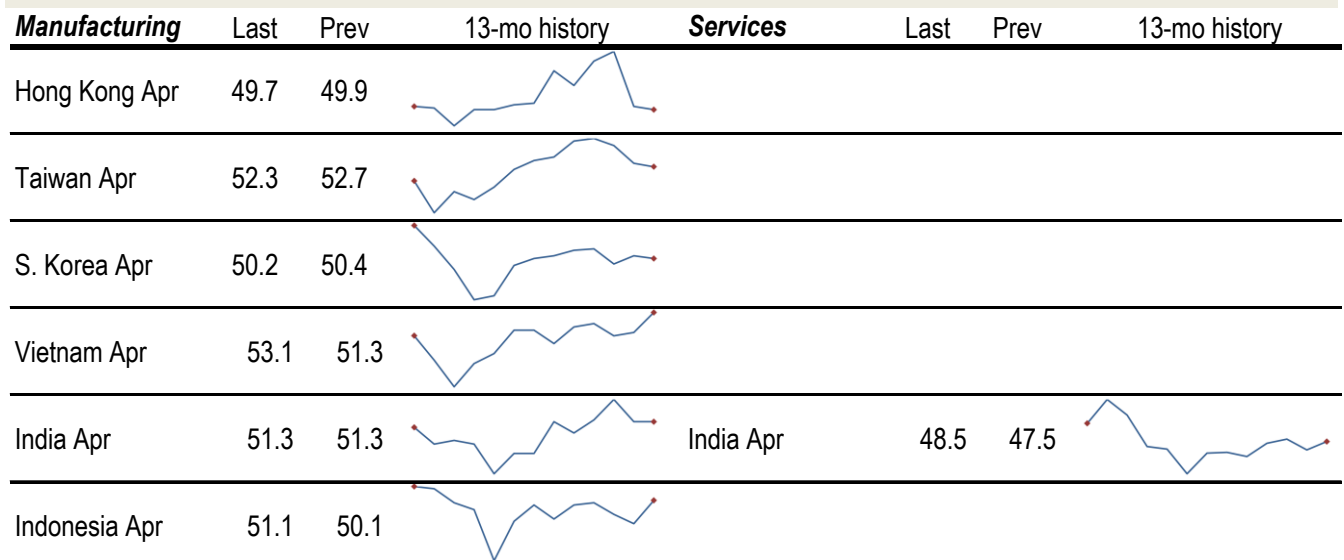
Source: Markit, TrendMacro calculations

## China data: at a glance



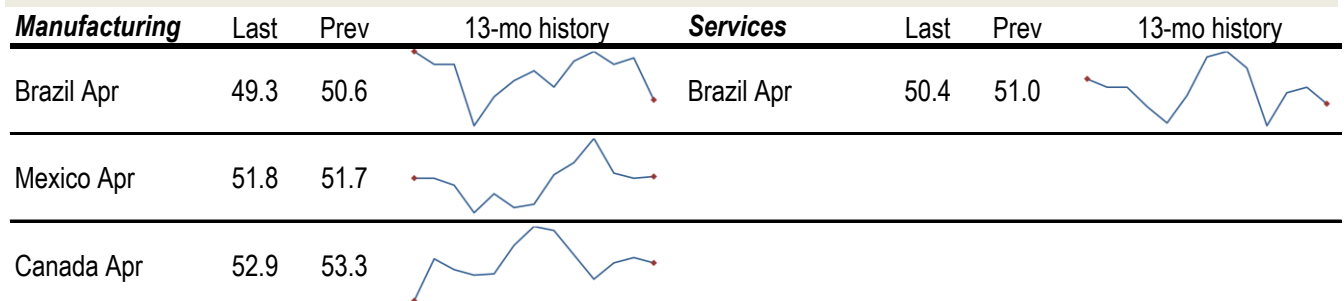
Source: China Federation of Logistics and Purchasing, TrendMacro calculations

## Asia data: at a glance



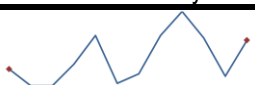

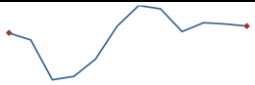

Source: Markit, TrendMacro calculations

## Americas data: at a glance



Source: Markit, TrendMacro calculations

## Middle East/Africa data: at a glance

<b>Manufacturing</b>	Last	Prev	13-mo history
Saudi Arabia Apr	58.5	57.0	
UA Emirates Apr	58.3	57.7	
Egypt Apr	49.5	49.8	
S. Africa Apr	49.4	50.2	

Source: Markit, TrendMacro calculatio