




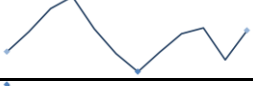







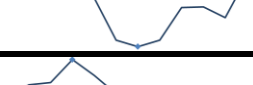



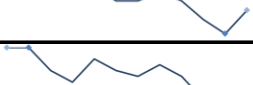








Data Insights: Unconventional Consumer Price Indices

Tuesday, April 15, 2014

Today's unconventional CPI data: what you need to know

	12-mo YOY	3-mo ann	1-mo ann	12 / 3 / 1-mo	12-mo YOY history
<i>All items</i>	+1.5%	+1.8%	+2.4%		
<i>Core</i>	+1.6%	+1.8%	+2.5%		
All items NSA	+1.5%	+5.7%	+8.0%		
Core NSA	+1.7%	+3.3%	+4.3%		
Chained CPI (NSA)	+1.4%	+5.7%	+8.1%		
Chained core CPI (NSA)	+1.5%	+3.2%	+4.3%		
Median CPI	+2.1%	+2.4%	+2.4%		
Trimmed mean CPI	+1.7%	+2.0%	+2.4%		
Sticky CPI	+1.8%	+2.1%	+2.4%		
Sticky core CPI	+1.8%	+2.1%	+2.3%		
Flexible CPI	+0.8%	+1.5%	+2.5%		
Flexible core CPI	+0.6%	+0.5%	+3.3%		

Source: BLS, Cleveland Fed, Atlanta Fed, TrendMacro calculations

For more information contact us:

Donald Luskin: 312 273 6766 don@trendmacro.com
Thomas Demas: 704 552 3625 tdemas@trendmacro.com