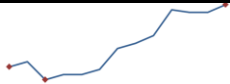
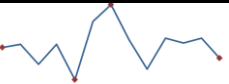
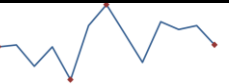


Data Insights: Global PMI



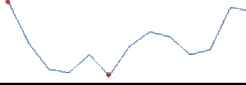
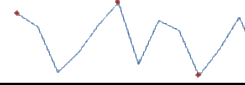
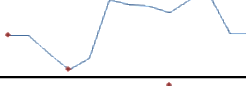
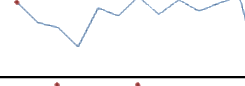
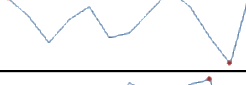
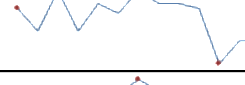


Wednesday, March 5, 2014

This month's worldwide aggregate data: at a glance

Manu	Feb14	Prev	13-month history	Serv	Feb14	Prev	12-month history	Comp	Feb14	Prev	13-month history
Index	53.3	###		Index	52.5	###		Index	53.0	###	

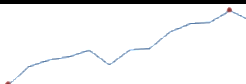
Source: JPMorgan, TrendMacro calculations

This month's US data: at a glance

Manufacturing	Feb 14	Prev	13-month history	Services	Feb 14	Prev	13-month history
Index	53.2	51.3		Index	51.6	54.0	
Prices paid	60.0	60.5		Prices paid	53.7	57.1	
Employment	52.3	52.3		Employment	47.5	56.4	
Inventories	52.5	44.0		Inventories	50.5	50.5	
Orders	54.5	51.2		Orders	51.3	50.9	

Source: Institute of Supply Management, TrendMacro calculations

This month's Japan data: at a glance


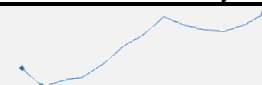

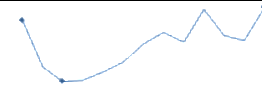
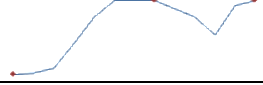
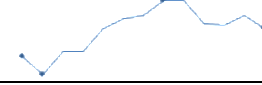
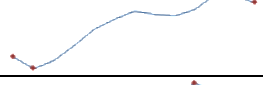



Manufacturing	Feb 14	Prev	13-month history
Japan	55.5	56.6	

Source: Markit/Nomura, TrendMacro calculations

For more information contact us:



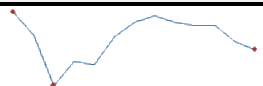


Donald Luskin: 312 273 6766 don@trendmacro.com
 Thomas Demas: 704 552 3625 tdemas@trendmacro.com

This month's Europe data: at a glance

Manufacturing	Feb 14	Prev	13-month history	Services	Feb 14	Prev	13-month history
Eurozone	53.2	54.0		Eurozone	52.6	51.6	
Germany	54.8	56.5		Germany	55.9	53.1	
France	49.7	49.3		France	47.2	48.9	
Italy	52.3	53.1		Italy	49.4	47.9	
UK	56.9	56.6		UK	58.2	58.3	



Source: Markit, TrendMacro calculations

This month's China data: at a glance

Manufacturing	Feb 14	Prev	13-month history	Services	Feb 14	Prev	13-month history
China	50.2	50.5		China	55.0	53.4	
Prices paid	47.7	49.2					
Employment	48.0	48.2					
Orders	50.5	50.9					

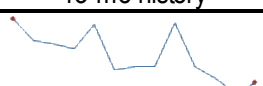
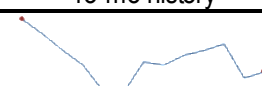
Source: China Federation of Logistics and Purchasing, TrendMacro calculations

This month's Brazil data: at a glance

Manufacturing	Feb 14	Prev	13-mo history	Services	Feb 14	Prev	13-mo history
Brazil	50.4	50.8		Brazil	50.8	49.6	

Source: NTC, TrendMacro calculations

This month's Russia data: at a glance

Manufacturing	Feb 14	Prev	13-mo history	Services	Feb 14	Prev	13-mo history
Russia	48.5	48.0		Russia	50.8	50.2	

Source: Markit, TrendMacro calculations