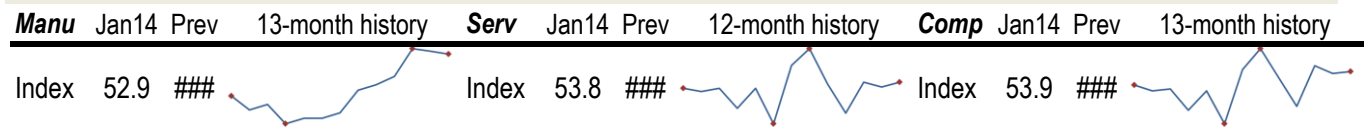


Data Insights: Global PMI

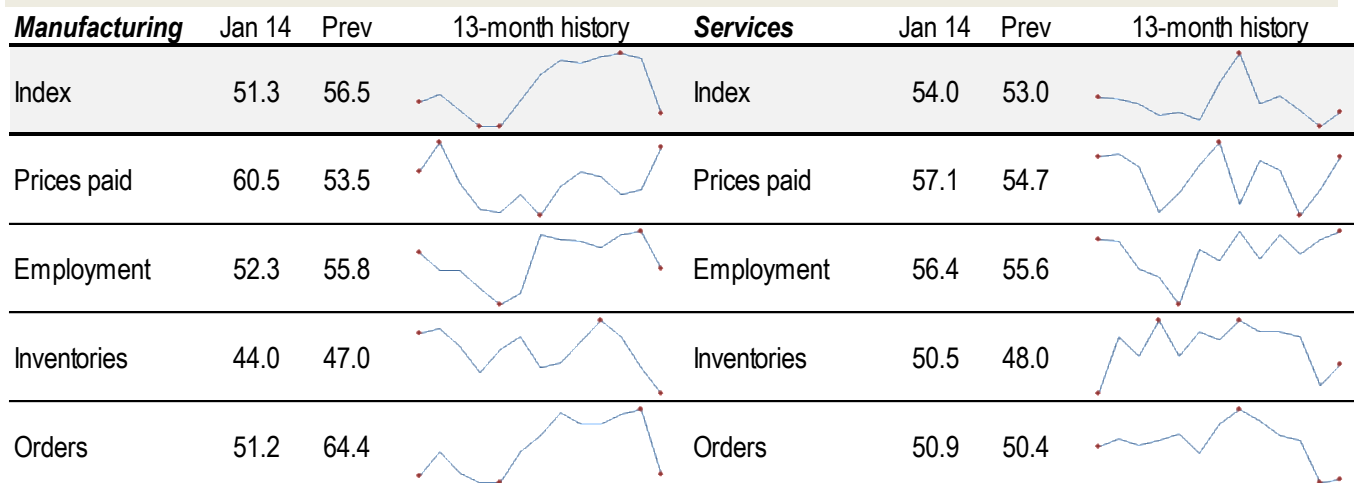
Wednesday, February 5, 2014

This month's world composite data: at a glance




Source: JPMorgan, TrendMacro calculations

This month's US data: at a glance



Source: Institute of Supply Management, TrendMacro calculations

This month's Japan data: at a glance


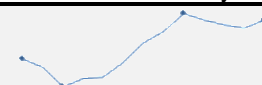

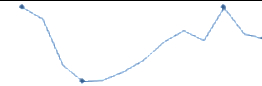
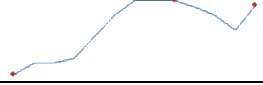
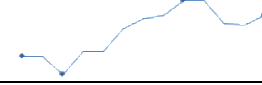
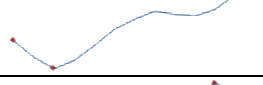





Source: Markit/Nomura, TrendMacro calculations

For more information contact us:



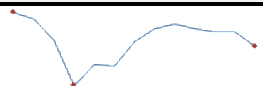


Donald Luskin: 312 273 6766 don@trendmacro.com
 Thomas Demas: 704 552 3625 tdemas@trendmacro.com

This month's Europe data: at a glance

Manufacturing	Jan 14	Prev	13-month history	Services	Jan 14	Prev	13-month history
Eurozone	54.0	52.7		Eurozone	51.6	51.0	
Germany	56.5	54.3		Germany	53.1	53.5	
France	49.3	47.0		France	48.9	47.8	
Italy	53.1	53.3		Italy	47.9	47.2	
UK	56.7	57.2		UK	58.3	58.8	



Source: Markit, TrendMacro calculations

This month's China data: at a glance

Manufacturing	Jan 14	Prev	13-month history	Services	Jan 14	Prev	13-month history
China	50.5	51.0		China	53.4	54.6	
Prices paid	49.2	52.6					
Employment	48.2	48.7					
Orders	50.9	52.0					

Source: China Federation of Logistics and Purchasing, TrendMacro calculations

This month's Brazil data: at a glance

Manufacturing	Jan 14	Prev	13-mo history	Services	Jan 14	Prev	13-mo history
Brazil	50.8	50.5		Brazil	49.6	51.7	

Source: NTC, TrendMacro calculations

This month's Russia data: at a glance

Manufacturing	Jan 14	Prev	13-mo history	Services	Jan 14	Prev	13-mo history
Russia	48.0	48.8		Russia	50.2	53.6	

Source: Markit, TrendMacro calculations