
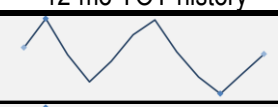











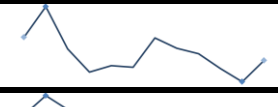

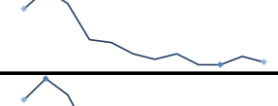

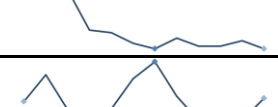








Data Insights: Unconventional Consumer Price Indices

Thursday, January 16, 2014

Today's unconventional CPI data: what you need to know

	12-mo YOY	3-mo ann	1-mo ann	12 / 3 / 1-mo	12-mo YOY history
All items	+1.5%	+1.1%	+3.6%		
Core	+1.7%	+1.6%	+1.3%		
All items NSA	+1.5%	-1.9%	-0.1%		
Core NSA	+1.7%	+0.4%	-1.2%		
Chained CPI (NSA)	+1.3%	-1.8%	-0.6%		
Chained core CPI (NSA)	+1.5%	+0.1%	-1.7%		
Median CPI	+2.1%	+2.3%	+3.1%		
Trimmed mean CPI	+1.7%	+1.5%	+2.2%		
Sticky CPI	+1.9%	+1.9%	+1.2%		
Sticky core CPI	+1.9%	+1.9%	+1.1%		
Flexible CPI	+0.6%	-0.8%	+9.4%		
Flexible core CPI	+0.8%	-0.4%	+2.7%		

Source: BLS, Cleveland Fed, Atlanta Fed, TrendMacro calculations

For more information contact us:

Donald Luskin: 312 273 6766 don@trendmacro.com
 Thomas Demas: 704 552 3625 tdemas@trendmacro.com