

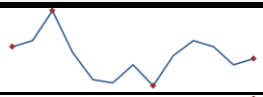
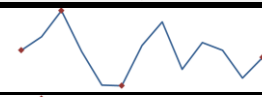
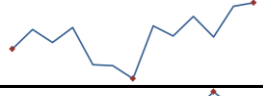
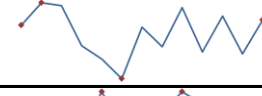
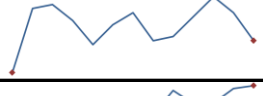

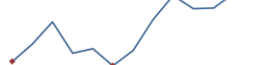



Data Insights: Global PMI

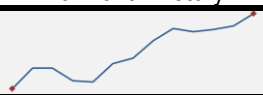
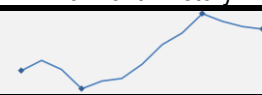
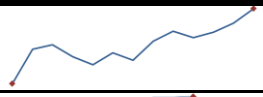
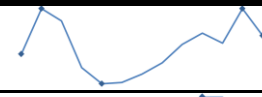
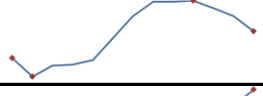
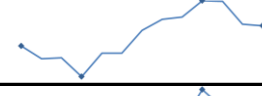
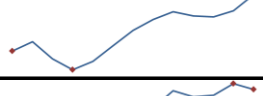
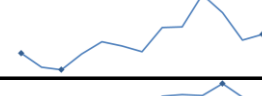


Monday, January 6, 2014

This month's US data: at a glance

Manufacturing	Dec 13	Prev	13-month history	Services	Dec 13	Prev	13-month history
Index	57.0	57.3		Index	53.0	53.9	
Prices paid	53.5	52.5		Prices paid	55.1	52.2	
Employment	56.9	56.5		Employment	55.8	52.5	
Inventories	47.0	50.5		Inventories	48.0	54.0	
Orders	64.2	63.6		Orders	49.4	56.4	

Source: Institute of Supply Management, TrendMacro calculations

This month's Europe data: at a glance

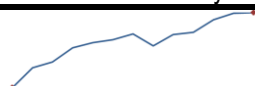
Manufacturing	Dec 13	Prev	13-month history	Services	Dec 13	Prev	13-month history
Eurozone	52.7	51.6		Eurozone	51.0	51.2	
Germany	54.3	52.7		Germany	53.5	55.7	
France	47.0	48.4		France	47.8	48.0	
Italy	53.3	51.4		Italy	47.2	50.5	
UK	57.3	58.1		UK	58.8	60.0	

Source: Markit, TrendMacro calculations

For more information contact us:



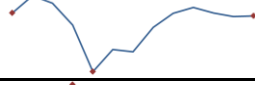
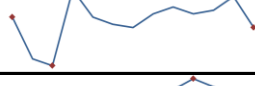

Donald Luskin: 312 273 6766 don@trendmacro.com
Thomas Demas: 704 552 3625 tdemas@trendmacro.com

This month's Japan data: at a glance

Manufacturing	Dec 13	Prev	13-month history
Japan	55.2	55.1	



Source: Markit/Nomura, TrendMacro calculations

This month's China data: at a glance

Manufacturing	Dec 13	Prev	13-month history	Services	Dec 13	Prev	13-month history
China	51.0	51.4		China	54.6	56.0	
Prices paid	52.6	52.5					
Employment	48.7	49.6					
Orders	52.0	52.3					

Source: China Federation of Logistics and Purchasing, TrendMacro calculations

This month's Brazil data: at a glance

Manufacturing	Dec 13	Prev	13-mo history	Services	Dec 13	Prev	13-mo history
Brazil	50.5	49.7		Brazil	51.7	52.3	

Source: NTC, TrendMacro calculations