

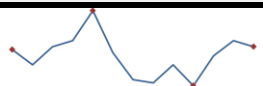
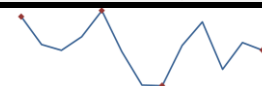


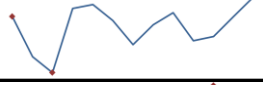





## Data Insights: Global PMI




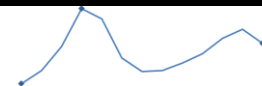
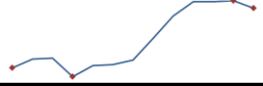

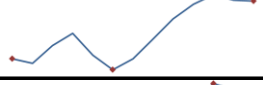
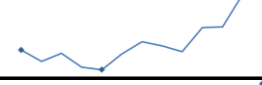


Tuesday, November 5, 2013

### This month's US data: at a glance

<b>Manufacturing</b>	Oct 13	Prev	13-month history	<b>Services</b>	Oct 13	Prev	13-month history
Index	56.4	56.2		Index	55.4	54.4	
Prices paid	55.5	56.5		Prices paid	56.1	57.2	
Employment	53.2	55.4		Employment	56.2	52.7	
Inventories	52.5	50.0		Inventories	54.5	54.5	
Orders	60.6	60.5		Orders	56.8	59.6	

Source: Institute of Supply Management, TrendMacro calculations

### This month's Europe data: at a glance

<b>Manufacturing</b>	Oct 13	Prev	13-month history	<b>Services</b>	Oct 13	Prev	13-month history
Eurozone	51.3	51.1		Eurozone	50.9	52.2	
Germany	51.7	51.1		Germany	52.3	53.7	
France	49.1	49.8		France	50.2	51.0	
Italy	50.7	50.8		Italy (September)	52.7	48.8	
UK	56.0	56.3		UK	62.5	60.3	

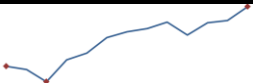
Source: Markit, TrendMacro calculations

#### For more information contact us:

Donald Luskin: 312 273 6766 [don@trendmacro.com](mailto:don@trendmacro.com)  
Thomas Demas: 704 552 3625 [tdemas@trendmacro.com](mailto:tdemas@trendmacro.com)

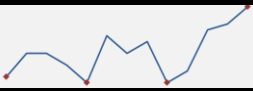
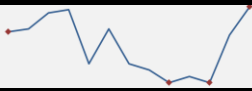
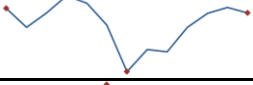
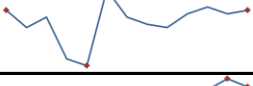

Copyright 2013 Trend Macrolytics LLC. All rights reserved. This document is not to be forwarded to individuals or organizations not authorized by Trend Macrolytics LLC to receive it. For information purposes only; not to be deemed to be recommendations for buying or selling specific securities or to constitute personalized investment advice. Derived from sources deemed to be reliable, but no warranty is made as to accuracy.

## This month's Japan data: at a glance

<b>Manufacturing</b>	Oct 13	Prev	13-month history
Japan	54.2	52.5	

Source: Markit/Nomura, TrendMacro calculations

## This month's China data: at a glance

<b>Manufacturing</b>	Oct 13	Prev	13-month history	<b>Services</b>	Oct 13	Prev	13-month history
China	51.4	51.1		China	56.3	55.4	
Prices paid	53.3	54.5					
Employment	49.2	49.1					
Orders	52.5	52.8					

Source: China Federation of Logistics and Purchasing, TrendMacro calculations

## This month's Brazil data: at a glance

<b>Manufacturing</b>	Oct 13	Prev	13-mo history	<b>Services</b>	Oct 13	Prev	13-mo history
Brazil	50.2	49.9		Brazil	52.1	50.7	

Source: NTC, TrendMacro calculations