














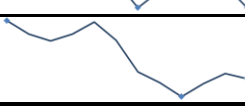



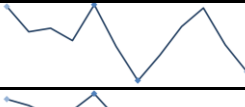



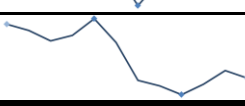







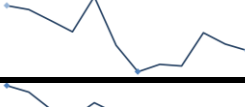







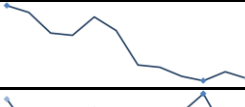










## Data Insights: Unconventional Consumer Price Indices

Wednesday, October 30, 2013

### Today's unconventional CPI data: what you need to know

	12-mo YOY	3-mo ann	1-mo ann	12 / 3 / 1-mo			12-mo YOY history
All items	+1.2%	+1.7%	+2.2%				
Core	+1.7%	+1.6%	+1.5%				
All items NSA	+1.2%	+1.1%	+1.4%				
Core NSA	+1.7%	+2.0%	+2.7%				
Chained CPI (NSA)	+1.2%	+1.0%	+1.5%				
Chained core CPI (NSA)	+1.5%	+1.7%	+2.6%				
Median CPI	+2.0%	+2.1%	+2.1%				
Trimmed mean CPI	+1.7%	+1.8%	+2.2%				
Sticky CPI	+1.9%	+1.8%	+1.9%				
Sticky core CPI	+1.9%	+1.9%	+2.1%				
Flexible CPI	-0.4%	+1.5%	+2.7%				
Flexible core CPI	+0.9%	+0.6%	-1.5%				

Source: BLS, Cleveland Fed, Atlanta Fed, TrendMacro calculations

#### For more information contact us:

Donald Luskin: 312 273 6766 [don@trendmacro.com](mailto:don@trendmacro.com)  
 Thomas Demas: 704 552 3625 [tdemas@trendmacro.com](mailto:tdemas@trendmacro.com)