

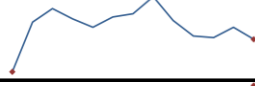
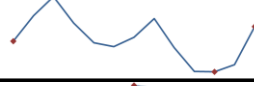


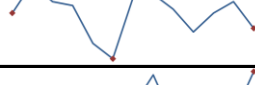
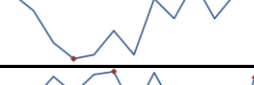




## Data Insights: Global PMI




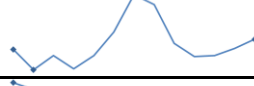
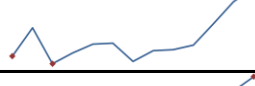
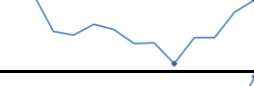
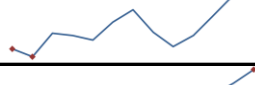
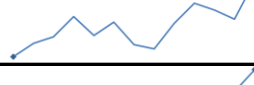


Monday, August 5, 2013

### This month's US data: at a glance

<b>Manufacturing</b>	Jul 13	Prev	13-month history	<b>Services</b>	Jul 13	Prev	13-month history
Index	55.4	50.9		Index	56.0	52.2	
Prices paid	49.0	52.5		Prices paid	60.1	52.5	
Employment	54.4	48.7		Employment	53.2	54.7	
Inventories	47.0	50.5		Inventories	0.0	54.5	
Orders	58.3	51.9		Orders	57.7	50.8	

Source: Institute of Supply Management, TrendMacro calculations

### This month's Europe data: at a glance

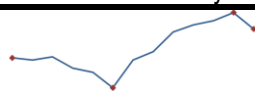
<b>Manufacturing</b>	Jul 13	Prev	13-month history	<b>Services</b>	Jul 13	Prev	13-month history
Eurozone	50.3	48.8		Eurozone	49.8	48.3	
Germany	50.7	48.6		Germany	51.3	50.4	
France	49.7	48.4		France	48.6	47.2	
Italy	50.4	49.1		Italy	45.8	46.5	
UK	54.6	52.9		UK	60.2	56.9	

Source: Markit, TrendMacro calculations

#### For more information contact us:



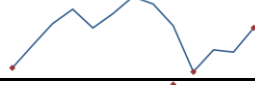
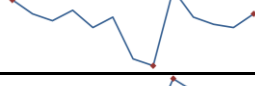

Donald Luskin: 312 273 6766 [don@trendmacro.com](mailto:don@trendmacro.com)  
 Thomas Demas: 704 552 3625 [tdemas@trendmacro.com](mailto:tdemas@trendmacro.com)

## This month's Japan data: at a glance

<b>Manufacturing</b>	Jul 13	Prev	13-month history
Japan	50.7	52.3	

Source: Markit/Nomura, TrendMacro calculations

## This month's China data: at a glance

<b>Manufacturing</b>	Jul 13	Prev	13-month history	<b>Services</b>	Jul 13	Prev	13-month history
China	50.3	50.1		China	54.1	53.9	
Prices paid	50.1	44.6					
Employment	49.1	48.7					
Orders	50.6	50.4					

Source: China Federation of Logistics and Purchasing, TrendMacro calculations

## This month's Brazil data: at a glance

<b>Manufacturing</b>	Jul 13	Prev	13-mo history	<b>Services</b>	Jul 13	Prev	13-mo history
Brazil	50.8	51.8		Brazil	50.3	51.0	

Source: NTC, TrendMacro calculations