

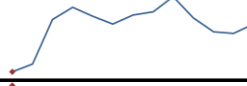
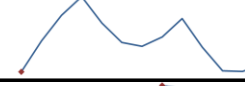


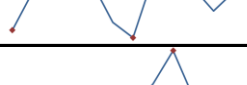
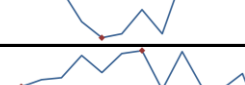




Data Insights: Global PMI


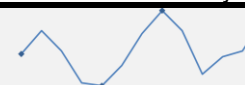




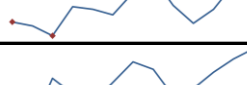



Wednesday, July 3, 2013

This month's US data: at a glance

Manufacturing	Jun 13	Prev	13-month history	Services	Jun 13	Prev	13-month history
Index	50.9	49.0		Index	52.2	53.7	
Prices paid	52.5	49.5		Prices paid	52.5	51.1	
Employment	48.7	50.1		Employment	54.7	50.1	
Inventories	50.5	49.0		Inventories	54.5	51.5	
Orders	51.9	48.8		Orders	50.8	56.0	

Source: Institute of Supply Management, TrendMacro calculations

This month's Europe data: at a glance

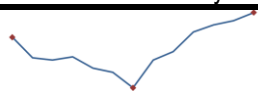
Manufacturing	Jun 13	Prev	13-month history	Services	Jun 13	Prev	13-month history
Eurozone	48.8	48.3		Eurozone	48.3	47.2	
Germany	48.6	49.4		Germany	50.4	49.7	
France	48.4	46.4		France	47.2	44.3	
Italy	49.1	47.3		Italy	46.5	47.0	
UK	52.5	51.5		UK	56.9	54.9	

Source: Markit, TrendMacro calculations

For more information contact us:

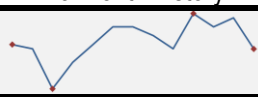




Donald Luskin: 312 273 6766 don@trendmacro.com
 Thomas Demas: 704 552 3625 tdemas@trendmacro.com

This month's Japan data: at a glance

Manufacturing	Jun 13	Prev	13-month history
Japan	52.3	51.5	

Source: Markit/Nomura, TrendMacro calculations

This month's China data: at a glance

Manufacturing	Jun 13	Prev	13-month history	Services	Jun 13	Prev	13-month history
China	50.1	50.8		China	53.9	54.3	
Prices paid	44.6	45.1					
Employment	48.7	48.8					
Orders	50.4	51.8					

Source: China Federation of Logistics and Purchasing, TrendMacro calculations

This month's Brazil data: at a glance

Manufacturing	Jun 13	Prev	13-mo history	Services	Feb 00	Prev	13-mo history
Brazil	50.8	51.8		Brazil	51.0	51.0	

Source: NTC, TrendMacro calculations