





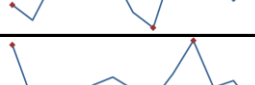
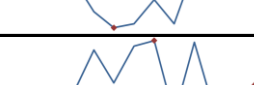




## Data Insights: Global PMI




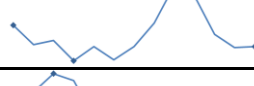
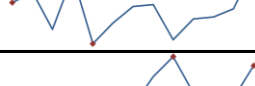
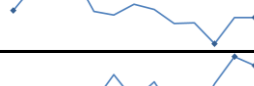




Wednesday, June 5, 2013

### This month's US data: at a glance

<b>Manufacturing</b>	May 13	Prev	13-month history	<b>Services</b>	May 13	Prev	13-month history
Index	49.0	50.7		Index	53.7	53.1	
Prices paid	49.5	50.0		Prices paid	51.1	51.2	
Employment	50.1	50.2		Employment	50.1	52.0	
Inventories	49.0	46.5		Inventories	51.5	56.0	
Orders	48.8	52.3		Orders	56.0	54.5	

Source: Institute of Supply Management, TrendMacro calculations

### This month's Europe data: at a glance

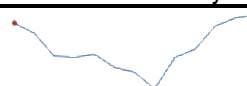
<b>Manufacturing</b>	May 13	Prev	13-month history	<b>Services</b>	May 13	Prev	13-month history
Eurozone	48.3	46.7		Eurozone	47.2	47.0	
Germany	49.4	48.1		Germany	49.7	49.6	
France	46.4	44.4		France	44.3	44.3	
Italy	47.3	45.5		Italy	47.0	45.5	
UK	51.3	50.2		UK	54.9	52.9	

Source: Markit, TrendMacro calculations

#### For more information contact us:



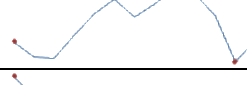
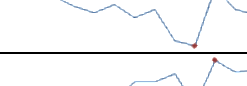

Donald Luskin: 312 273 6766 [don@trendmacro.com](mailto:don@trendmacro.com)  
 Thomas Demas: 704 552 3625 [tdemas@trendmacro.com](mailto:tdemas@trendmacro.com)

## This month's Japan data: at a glance

<b>Manufacturing</b>	May 13	Prev	13-month history
Japan	51.5	51.1	

Source: Markit/Nomura, TrendMacro calculations

## This month's China data: at a glance

<b>Manufacturing</b>	May 13	Prev	13-month history	<b>Services</b>	May 13	Prev	13-month history
China	50.8	50.6		China	54.3	54.5	
Prices paid	45.1	40.1					
Employment	48.8	49.0					
Orders	51.8	51.7					

Source: China Federation of Logistics and Purchasing, TrendMacro calculations

## This month's Brazil data: at a glance

<b>Manufacturing</b>	May 13	Prev	3-mo history	<b>Services</b>	May 13	Prev	2-mo history
Brazil	50.8	51.8		Brazil	51.0	51.3	

Source: NTC, TrendMacro calculations