

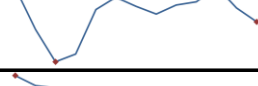
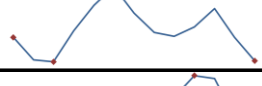
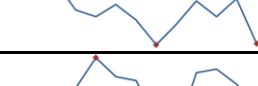


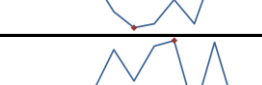




Data Insights: Global PMI



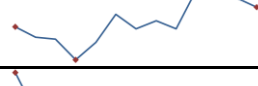
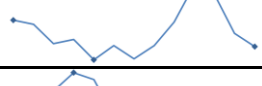






Monday, May 6, 2013

This month's US data: what you need to know

| Manufacturing | Apr 13 | Prev | 13-month history | Services | Apr 13 | Prev | 13-month history |
|----------------------|--------|------|--|-----------------|--------|------|--|
| Index | 50.7 | 51.3 |  | Index | 53.1 | 54.4 |  |
| Prices paid | 50.0 | 54.5 |  | Prices paid | 51.2 | 55.9 |  |
| Employment | 50.2 | 54.2 |  | Employment | 52.0 | 53.3 |  |
| Inventories | 46.5 | 49.5 |  | Inventories | 56.0 | 51.5 |  |
| Orders | 52.3 | 51.4 |  | Orders | 54.5 | 54.6 |  |

Source: Institute of Supply Management, TrendMacro calculations

This month's Europe data: at a glance

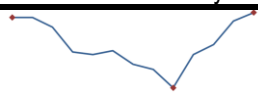
| Manufacturing | Apr 13 | Prev | 13-month history | Services | Apr 13 | Prev | 13-month history |
|----------------------|--------|------|---|-----------------|--------|------|---|
| Eurozone | 46.7 | 46.8 |  | Eurozone | 47.0 | 46.4 |  |
| Germany | 48.1 | 49.0 |  | Germany | 49.6 | 50.9 |  |
| France | 44.4 | 44.0 |  | France | 44.3 | 41.3 |  |
| Italy | 45.5 | 44.5 |  | Italy | 45.5 | 43.6 |  |
| UK | 49.8 | 48.6 |  | UK | 52.9 | 52.4 |  |

Source: Markit, TrendMacro calculations

For more information contact us:

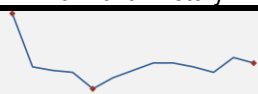
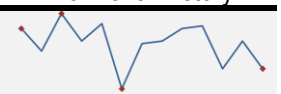
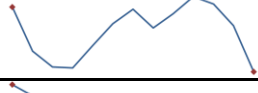
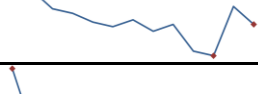

Donald Luskin: 312 273 6766 don@trendmacro.com
 Thomas Demas: 704 552 3625 tdemas@trendmacro.com

This month's Japan data: at a glance

| Manufacturing | Apr 13 | Prev | 13-month history |
|----------------------|--------|------|---|
| Japan | 51.1 | 50.4 |  |



Source: Markit/Nomura, TrendMacro calculations

This month's China data: what you need to know

| Manufacturing | Apr 13 | Prev | 13-month history | Services | Apr 13 | Prev | 13-month history |
|----------------------|--------|------|---|-----------------|--------|------|---|
| China | 50.6 | 50.9 |  | China | 54.5 | 55.6 |  |
| Prices paid | 40.1 | 50.6 |  | | | | |
| Employment | 49.0 | 49.8 |  | | | | |
| Orders | 51.7 | 52.3 |  | | | | |

Source: China Federation of Logistics and Purchasing, TrendMacro calculations

This month's Brazil data: at a glance

| Manufacturing | Apr 13 | Prev | 2-mo history | Services | Apr 13 | Prev | 2-mo history |
|----------------------|--------|------|---|-----------------|--------|------|---|
| Brazil | 50.8 | 51.8 |  | Brazil | 51.3 | 50.3 |  |

Source: NTC, TrendMacro calculations