

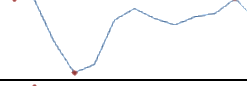
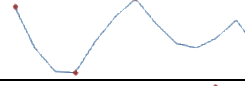
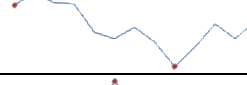
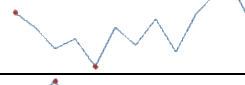
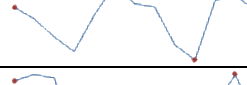
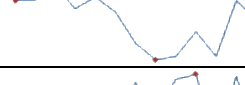
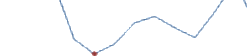



## Data Insights: Global PMI











Thursday, April 4, 2013

### This month's US data: what you need to know

<b>Manufacturing</b>	Mar 13	Prev	13-month history	<b>Services</b>	Mar 13	Prev	13-month history
Index	51.3	54.2		Index	54.4	56.0	
Prices paid	54.5	61.5		Prices paid	55.9	61.7	
Employment	54.2	52.6		Employment	53.3	57.2	
Inventories	49.5	51.5		Inventories	51.5	54.0	
Orders	51.4	57.8		Orders	54.6	58.2	

Source: Institute of Supply Management, TrendMacro calculations

### This month's Europe data: at a glance

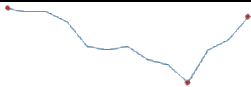
<b>Manufacturing</b>	Mar 13	Prev	13-month history	<b>Services</b>	Mar 13	Prev	13-month history
Eurozone	46.8	47.9		Eurozone	46.4	47.9	
Germany	49.0	50.3		Germany	50.9	54.7	
France	44.0	43.9		France	41.3	43.7	
Italy	44.5	45.8		Italy	43.6	43.9	
UK	48.3	47.9		UK	52.4	51.8	

Source: Markit, TrendMacro calculations

#### For more information contact us:



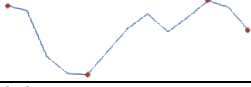
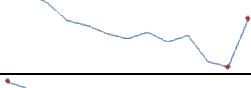
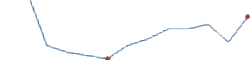
Donald Luskin: 650 429 2112 [don@trendmacro.com](mailto:don@trendmacro.com)  
Thomas Demas: 704 552 3625 [tdemas@trendmacro.com](mailto:tdemas@trendmacro.com)

## This month's Japan data: at a glance

<b>Manufacturing</b>	Mar 13	Prev	13-month history
Japan	50.4	48.5	



Source: Markit/Nomura, TrendMacro calculations

## This month's China data: what you need to know

<b>Manufacturing</b>	Mar 13	Prev	13-month history	<b>Services</b>	Mar 13	Prev	13-month history
China	50.9	50.1		China	55.6	54.5	
Prices paid	50.6	55.5					
Employment	49.8	47.6					
Orders	52.3	50.1					

Source: China Federation of Logistics and Purchasing, TrendMacro calculations

## This month's Brazil data: at a glance

<b>Manufacturing</b>	Mar 13	Prev	2-mo history	<b>Services</b>	Mar 13	Prev	2-mo history
Brazil	51.8	52.5		Brazil	50.3	52.1	

Source: NTC, TrendMacro calculations