

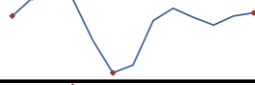
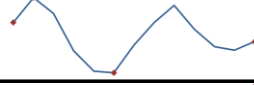
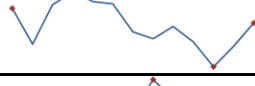
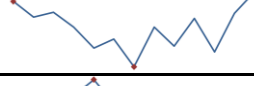


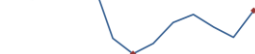



Data Insights: Global PMI



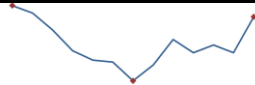


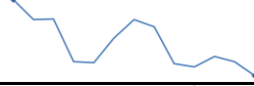
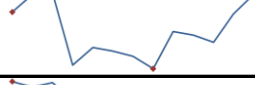
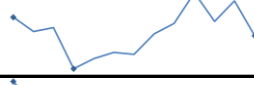


Tuesday, February 5, 2013

This month's US data: what you need to know

Manufacturing	Jan 13	Prev	13-month history	Services	Jan 13	Prev	13-month history
Index	53.1	50.2		Index	55.2	55.7	
Prices paid	56.5	55.5		Prices paid	58.0	56.1	
Employment	54.0	51.9		Employment	57.5	55.3	
Inventories	51.0	43.0		Inventories	47.0	50.0	
Orders	53.3	49.7		Orders	54.4	58.3	

Source: Institute of Supply Management, TrendMacro calculations

This month's Europe data: at a glance

Manufacturing	Jan 13	Prev	13-month history	Services	Jan 13	Prev	13-month history
Eurozone	47.9	46.1		Eurozone	48.6	47.8	
Germany	49.8	46.0		Germany	55.7	52.0	
France	42.9	44.6		France	43.6	45.2	
Italy	47.8	46.7		Italy	45.6	44.6	
UK	50.8	51.2		UK	51.5	48.9	

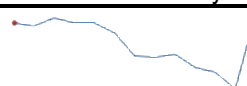
Source: Markit, TrendMacro calculations

For more information contact us:

Donald Luskin: 650 429 2112 don@trendmacro.com
 Thomas Demas: 704 552 3625 tdemas@trendmacro.com


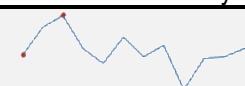
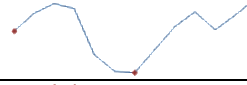
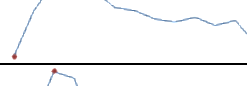

Copyright 2013 Trend Macrolytics LLC. All rights reserved. This document is not to be forwarded to individuals or organizations not authorized by Trend Macrolytics LLC to receive it. For information purposes only; not to be deemed to be recommendations for buying or selling specific securities or to constitute personalized investment advice. Derived from sources deemed to be reliable, but no warranty is made as to accuracy.

This month's Japan data: at a glance

Manufacturing	Jan 13	Prev	13-month history
Japan	51.5	45.0	



Source: Markit/Nomura, TrendMacro calculations

This month's China data: what you need to know

Manufacturing	Jan 13	Prev	13-month history	Services	Jan 13	Prev	13-month history
China	50.4	50.6		China	56.2	56.1	
Prices paid	57.2	53.3					
Employment	47.8	49.0					
Orders	51.6	51.2					

Source: China Federation of Logistics and Purchasing, TrendMacro calculations

This month's Brazil data: at a glance

Manufacturing	Jan 13	Prev	2-mo history	Services	Jan 13	Prev	2-mo history
Brazil	53.2	51.1		Brazil	54.5	53.5	

Source: NTC, TrendMacro calculations