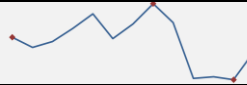

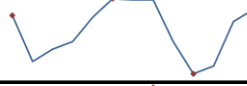
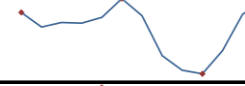

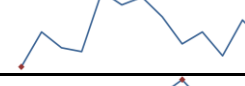
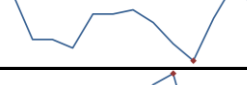
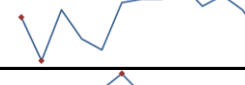




Data Insights: Global PMI



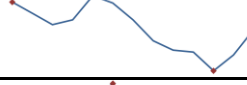
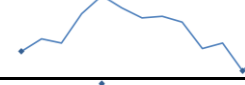


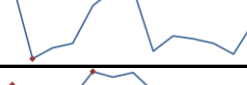
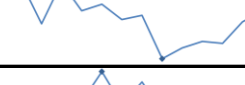


Wednesday, October 3, 2012

This month's US data: what you need to know

Manufacturing	Sep 12	Prev	13-month history	Services	Sep 12	Prev	13-month history
Index	51.5	49.6		Index	55.1	53.7	
Prices paid	58.0	54.0		Prices paid	68.1	64.3	
Employment	54.7	51.6		Employment	51.1	53.8	
Inventories	50.5	53.0		Inventories	48.5	52.5	
Orders	52.3	47.1		Orders	57.7	53.7	

Source: Institute of Supply Management, TrendMacro calculations

This month's Europe data: at a glance

Manufacturing	Sep 12	Prev	13-month history	Services	Sep 12	Prev	13-month history
Eurozone	46.1	45.1		Eurozone	46.1	47.2	
Germany	47.4	44.7		Germany	49.7	48.3	
France	42.7	46.0		France	45.0	49.2	
Italy	45.7	43.6		Italy	44.5	44.0	
UK	48.4	49.6		UK	52.2	53.7	

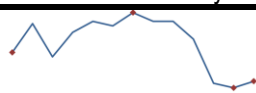
Source: Markit, TrendMacro calculations

For more information contact us:

Donald Luskin: 650 429 2112 don@trendmacro.com
 Thomas Demas: 704 552 3625 tdemas@trendmacro.com

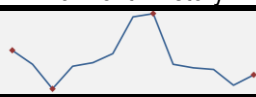

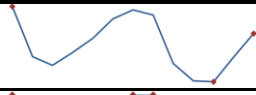
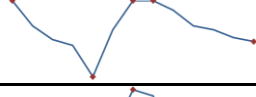

Copyright 2012 Trend Macrolytics LLC. All rights reserved. This document is not to be forwarded to individuals or organizations not authorized by Trend Macrolytics LLC to receive it. For information purposes only; not to be deemed to be recommendations for buying or selling specific securities or to constitute personalized investment advice. Derived from sources deemed to be reliable, but no warranty is made as to accuracy.

This month's Japan data: at a glance

Manufacturing	Sep 12	Prev	13-month history
Japan	48.0	47.7	



Source: Markit/Nomura, TrendMacro calculations

This month's China data: what you need to know

Manufacturing	Sep 12	Prev	13-month history	Services	Sep 12	Prev	13-month history
China	49.8	49.2		China	53.7	56.3	
Prices paid	51.0	46.1					
Employment	48.9	49.1					
Orders	49.8	48.7					

Source: China Federation of Logistics and Purchasing, TrendMacro calculations

This month's Brazil data: at a glance

Manufacturing	Sep 12	Prev	2-mo history	Services	Aug 12	Prev	2-mo history
Brazil	49.8	49.3		Brazil	48.1	48.9	

Source: NTC, TrendMacro calculations