

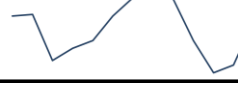
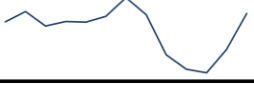




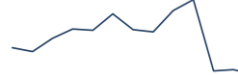



Data Insights: Global PMI

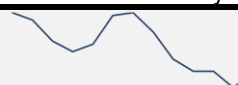

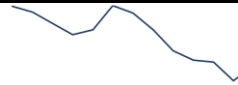
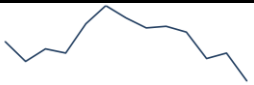
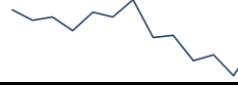
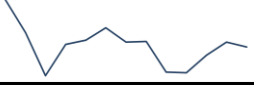




Thursday, September 6, 2012

This month's US data: what you need to know

Manufacturing	Aug 12	Prev	13-month history	Services	Aug 12	Prev	13-month history
Index	49.6	49.8		Index	53.7	52.6	
Prices paid	54.0	39.5		Prices paid	64.3	54.9	
Employment	51.6	52.0		Employment	53.8	49.3	
Inventories	53.0	49.0		Inventories	52.5	54.5	
Orders	47.1	48.0		Orders	53.7	54.3	

Source: Institute of Supply Management, TrendMacro calculations

This month's Europe data: at a glance

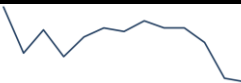
Manufacturing	Aug 12	Prev	13-month history	Services	Aug 12	Prev	13-month history
Eurozone	45.1	44.0		Eurozone	47.2	47.9	
Germany	44.7	43.0		Germany	48.3	50.3	
France	46.0	43.4		France	49.2	50.0	
Italy	43.6	44.3		Italy	44.0	43.0	
UK	49.5	45.2		UK	53.7	51.0	

Source: Markit, TrendMacro calculations

For more information contact us:



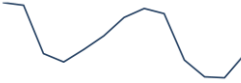


Donald Luskin: 650 429 2112 don@trendmacro.com
 Thomas Demas: 704 552 3625 tdemas@trendmacro.com

This month's Japan data: at a glance

Manufacturing	Aug 12	Prev	13-month history
Japan	47.7	47.9	

Source: Markit/Nomura, TrendMacro calculations

This month's China data: what you need to know

Manufacturing	Aug 12	Prev	13-month history	Services	Aug 12	Prev	13-month history
China	49.2	50.1		China	56.3	55.6	
Prices paid	46.1	41.0					
Employment	49.1	49.5					
Orders	48.7	49.0					

Source: China Federation of Logistics and Purchasing, TrendMacro calculations

This month's Brazil data: at a glance

Manufacturing	Aug 12	Prev	Services	Aug 12	Prev
Brazil	49.3	48.7	Brazil	48.1	48.9

Source: NTC, TrendMacro calculations